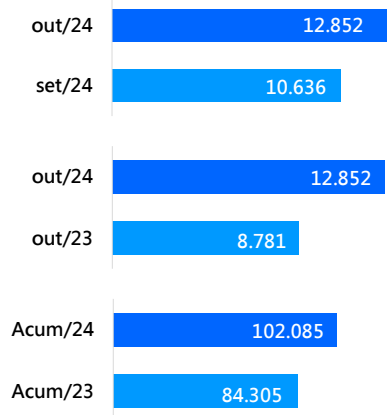


Resumo Mensal
Outubro de 2024

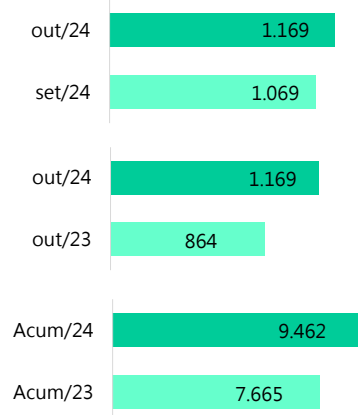
SANTA CATARINA

Segmentos	2024 Out (A)	2024 Set (B)	2024 Acumulado (C)	2023 Out (D)	2023 Acumulado (E)	Varição (%) (A)/(B)	Varição (%) (A)/(D)	Varição (%) (C)/(E)
A) Autos	10.165	8.206	80.987	6.718	67.756	23,87 ▲	51,31 ▲	19,53 ▲
B) Com. Leves	2.687	2.430	21.098	2.063	16.549	10,58 ▲	30,25 ▲	27,49 ▲
A + B	12.852	10.636	102.085	8.781	84.305	20,83 ▲	46,36 ▲	21,09 ▲
C) Caminhões	1.169	1.069	9.462	864	7.665	9,35 ▲	35,30 ▲	23,44 ▲
D) Ônibus	114	91	789	60	458	25,27 ▲	90,00 ▲	72,27 ▲
C+D	1.283	1.160	10.251	924	8.123	10,60 ▲	38,85 ▲	26,20 ▲
Subtotal	14.135	11.796	112.336	9.705	92.428	19,83 ▲	45,65 ▲	21,54 ▲
E) Motos	5.426	4.831	49.650	4.021	39.364	12,32 ▲	34,94 ▲	26,13 ▲
F) Impl. Rod.	1.001	1.038	9.346	1.193	8.611	-3,56 ▼	-16,09 ▼	8,54 ▲
Outros	1.297	1.216	10.860	897	9.100	6,66 ▲	44,59 ▲	19,34 ▲
TOTAL	21.859	18.881	182.192	15.816	149.503	15,77 ▲	38,21 ▲	21,87 ▲

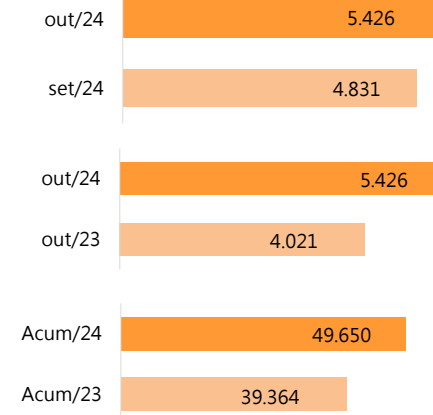
AUTOS + COMERCIAIS LEVES



CAMINHÕES



MOTOS

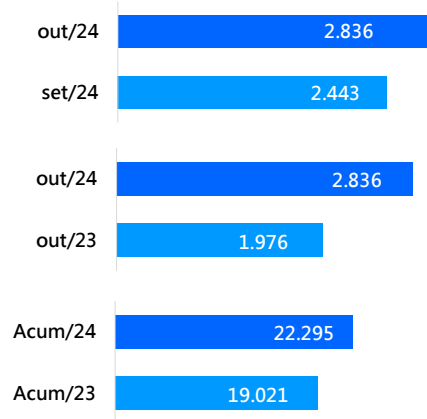


Resumo Mensal
Outubro de 2024

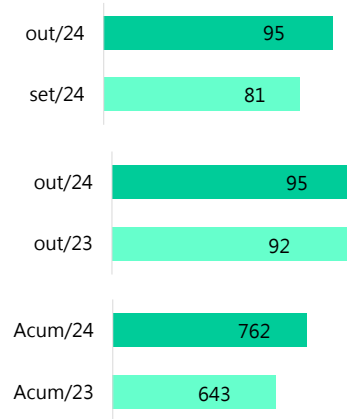
GRANDE FLORIANÓPOLIS

Segmentos	2024 Out (A)	2024 Set (B)	2024 Acumulado (C)	2023 Out (D)	2023 Acumulado (E)	Varição (%) (A)/(B)	Varição (%) (A)/(D)	Varição (%) (C)/(E)
A) Autos	2.422	1.963	19.158	1.658	16.598	23,38	46,08	15,42
B) Com. Leves	414	480	3.137	318	2.423	-13,75	30,19	29,47
A + B	2.836	2.443	22.295	1.976	19.021	16,09	43,52	17,21
C) Caminhões	95	81	762	92	643	17,28	3,26	18,51
D) Ônibus	31	9	178	3	68	244,44	933,33	161,76
C+D	126	90	940	95	711	40,00	32,63	32,21
Subtotal	2.962	2.533	23.235	2.071	19.732	16,94	43,02	17,75
E) Motos	1.527	1.411	14.241	1.061	10.633	8,22	43,92	33,93
F) Impl. Rod.	56	54	436	19	375	3,70	194,74	16,27
Outros	217	220	1.834	131	1.404	-1,36	65,65	30,63
TOTAL	4.762	4.218	39.746	3.282	32.144	12,90	45,09	23,65

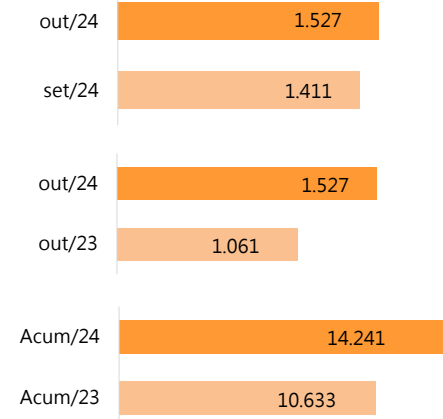
AUTOS + COMERCIAIS LEVES



CAMINHÕES



MOTOS



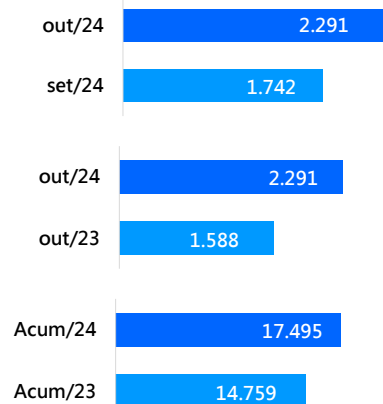
Resumo Mensal
Outubro de 2024



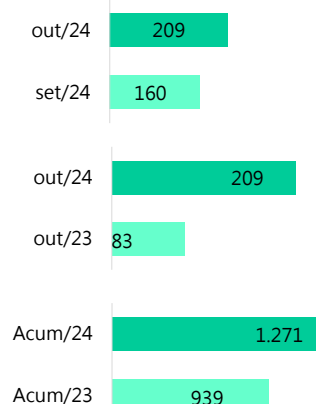
NORTE

Segmentos	2024 Out (A)	2024 Set (B)	2024 Acumulado (C)	2023 Out (D)	2023 Acumulado (E)	Varição (%) (A)/(B)	Varição (%) (A)/(D)	Varição (%) (C)/(E)
A) Autos	1.813	1.328	13.725	1.251	11.834	36,52	44,92	15,98
B) Com. Leves	478	414	3.770	337	2.925	15,46	41,84	28,89
A + B	2.291	1.742	17.495	1.588	14.759	31,52	44,27	18,54
C) Caminhões	209	160	1.271	83	939	30,63	151,81	35,36
D) Ônibus	19	10	179	4	95	90,00	375,00	88,42
C+D	228	170	1.450	87	1.034	34,12	162,07	40,23
Subtotal	2.519	1.912	18.945	1.675	15.793	31,75	50,39	19,96
E) Motos	825	723	7.323	603	6.222	14,11	36,82	17,70
F) Impl. Rod.	247	193	1.712	150	1.215	27,98	64,67	40,91
Outros	255	241	2.174	186	1.999	5,81	37,10	8,75
TOTAL	3.846	3.069	30.154	2.614	25.229	25,32	47,13	19,52

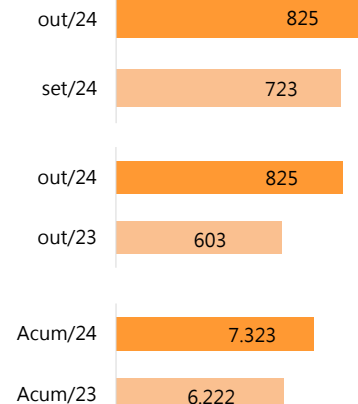
AUTOS + COMERCIAIS LEVES



CAMINHÕES



MOTOS



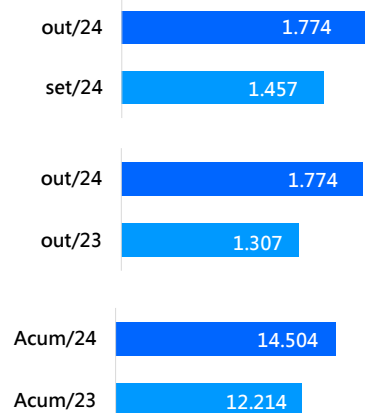
Resumo Mensal
Outubro de 2024



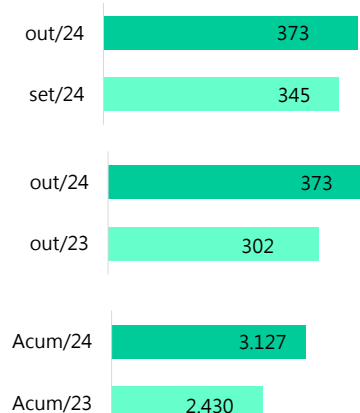
OESTE

Segmentos	2024 Out (A)	2024 Set (B)	2024 Acumulado (C)	2023 Out (D)	2023 Acumulado (E)	Varição (%) (A)/(B)	Varição (%) (A)/(D)	Varição (%) (C)/(E)
A) Autos	1.226	1.020	10.233	848	8.620	20,20	44,58	18,71
B) Com. Leves	548	437	4.271	459	3.594	25,40	19,39	18,84
A + B	1.774	1.457	14.504	1.307	12.214	21,76	35,73	18,75
C) Caminhões	373	345	3.127	302	2.430	8,12	23,51	28,68
D) Ônibus	39	27	184	25	109	44,44	56,00	68,81
C+D	412	372	3.311	327	2.539	10,75	25,99	30,41
Subtotal	2.186	1.829	17.815	1.634	14.753	19,52	33,78	20,76
E) Motos	713	631	6.486	572	5.398	13,00	24,65	20,16
F) Impl. Rod.	287	289	2.722	268	2.187	-0,69	7,09	24,46
Outros	221	188	1.816	145	1.430	17,55	52,41	26,99
TOTAL	3.407	2.937	28.839	2.619	23.768	16,00	30,09	21,34

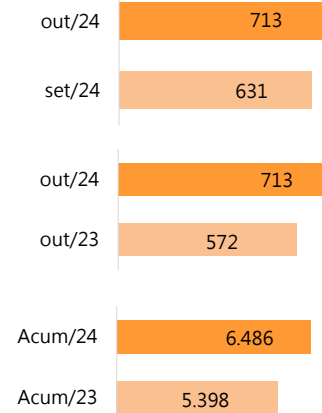
AUTOS + COMERCIAIS LEVES



CAMINHÕES



MOTOS




Resumo Mensal
Outubro de 2024



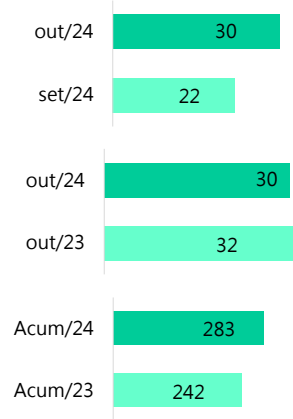
PLANALTO SERRANO

Segmentos	2024 Out (A)	2024 Set (B)	2024 Acumulado (C)	2023 Out (D)	2023 Acumulado (E)	Varição (%) (A)/(B)	Varição (%) (A)/(D)	Varição (%) (C)/(E)
A) Autos	379	320	2.859	212	2.511	18,44	78,77	13,86
B) Com. Leves	206	190	1.498	139	1.156	8,42	48,20	29,58
A + B	585	510	4.357	351	3.667	14,71	66,67	18,82
C) Caminhões	30	22	283	32	242	36,36	-6,25	16,94
D) Ônibus	4	1	31	3	17	300,00	33,33	82,35
C+D	34	23	314	35	259	47,83	-2,86	21,24
Subtotal	619	533	4.671	386	3.926	16,14	60,36	18,98
E) Motos	134	118	1.157	118	1.061	13,56	13,56	9,05
F) Impl. Rod.	34	27	288	26	217	25,93	30,77	32,72
Outros	57	63	472	38	433	-9,52	50,00	9,01
TOTAL	844	741	6.588	568	5.637	13,90	48,59	16,87

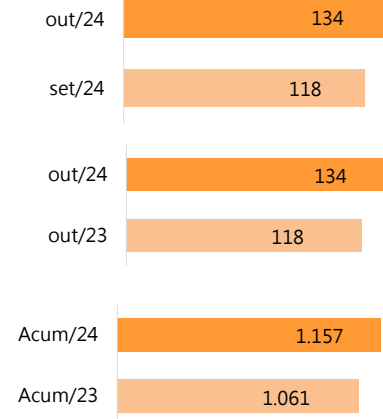
AUTOS + COMERCIAIS LEVES



CAMINHÕES



MOTOS



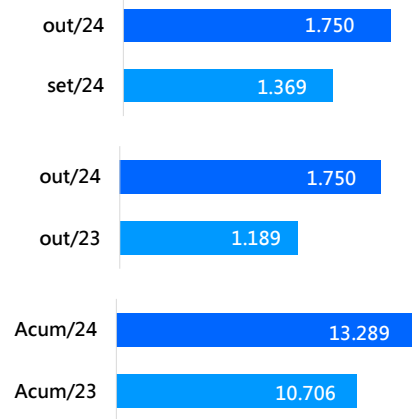
Resumo Mensal
Outubro de 2024



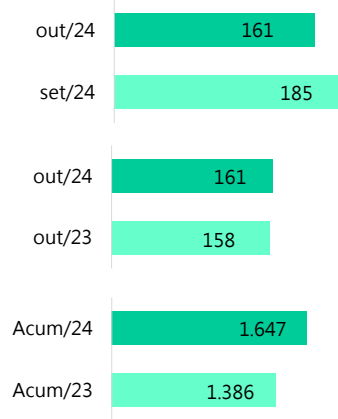
SUL

Segmentos	2024 Out (A)	2024 Set (B)	2024 Acumulado (C)	2023 Out (D)	2023 Acumulado (E)	Varição (%) (A)/(B)	Varição (%) (A)/(D)	Varição (%) (C)/(E)
A) Autos	1.355	1.032	10.259	869	8.358	31,30	55,93	22,74
B) Com. Leves	395	337	3.030	320	2.348	17,21	23,44	29,05
A + B	1.750	1.369	13.289	1.189	10.706	27,83	47,18	24,13
C) Caminhões	161	185	1.647	158	1.386	-12,97	1,90	18,83
D) Ônibus	7	3	62	4	65	133,33	75,00	-4,62
C+D	168	188	1.709	162	1.451	-10,64	3,70	17,78
Subtotal	1.918	1.557	14.998	1.351	12.157	23,19	41,97	23,37
E) Motos	447	431	4.449	388	3.836	3,71	15,21	15,98
F) Impl. Rod.	190	279	2.276	397	2.630	-31,90	-52,14	-13,46
Outros	261	232	2.074	191	1.721	12,50	36,65	20,51
TOTAL	2.816	2.499	23.797	2.327	20.344	12,69	21,01	16,97

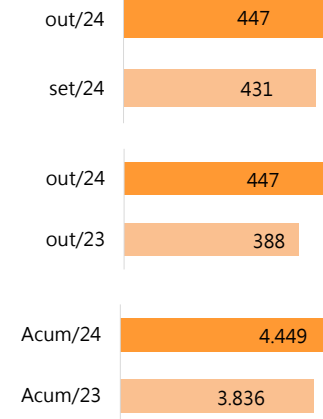
AUTOS + COMERCIAIS LEVES



CAMINHÕES



MOTOS



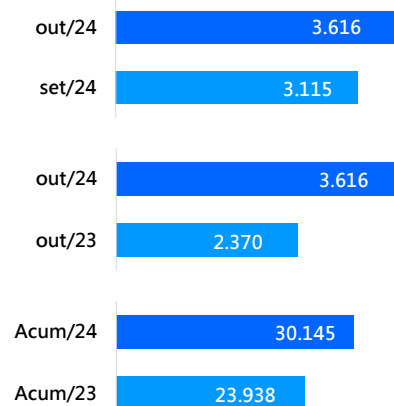
Resumo Mensal
Outubro de 2024



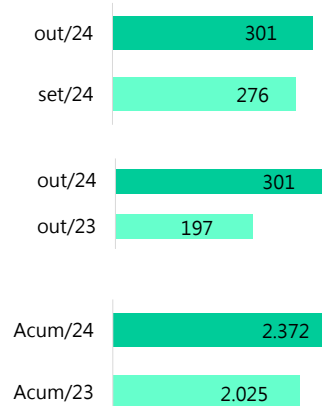
VALE DO ITAJAÍ

Segmentos	2024 Out (A)	2024 Set (B)	2024 Acumulado (C)	2023 Out (D)	2023 Acumulado (E)	Varição (%) (A)/(B)	Varição (%) (A)/(D)	Varição (%) (C)/(E)
A) Autos	2.970	2.543	24.753	1.880	19.835	16,79	57,98	24,79
B) Com. Leves	646	572	5.392	490	4.103	12,94	31,84	31,42
A + B	3.616	3.115	30.145	2.370	23.938	16,08	52,57	25,93
C) Caminhões	301	276	2.372	197	2.025	9,06	52,79	17,14
D) Ônibus	14	41	155	21	104	-65,85	-33,33	49,04
C+D	315	317	2.527	218	2.129	-0,63	44,50	18,69
Subtotal	3.931	3.432	32.672	2.588	26.067	14,54	51,89	25,34
E) Motos	1.780	1.517	15.994	1.279	12.214	17,34	39,17	30,95
F) Impl. Rod.	187	196	1.912	333	1.987	-4,59	-43,84	-3,77
Outros	286	272	2.490	206	2.113	5,15	38,83	17,84
TOTAL	6.184	5.417	53.068	4.406	42.381	14,16	40,35	25,22

AUTOS + COMERCIAIS LEVES



CAMINHÕES



MOTOS

