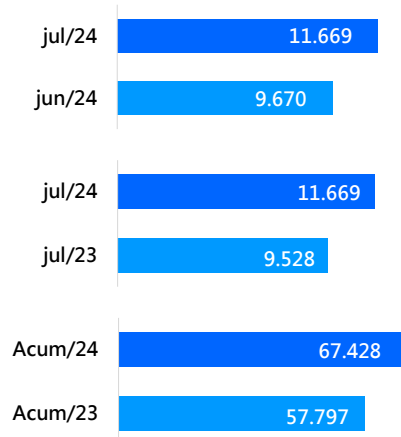


Resumo Mensal
Julho de 2024

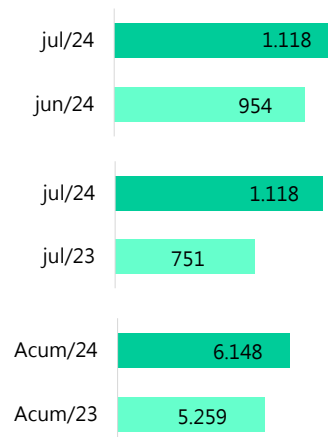
SANTA CATARINA

Segmentos	2024 Jul (A)	2024 Jun (B)	2024 Acumulado (C)	2023 Jul (D)	2023 Acumulado (E)	Varição (%) (A)/(B)	Varição (%) (A)/(D)	Varição (%) (C)/(E)
A) Autos	9.395	7.902	53.843	7.930	46.914	18,89 ▲	18,47 ▲	14,77 ▲
B) Com. Leves	2.274	1.768	13.585	1.598	10.883	28,62 ▲	42,30 ▲	24,83 ▲
A + B	11.669	9.670	67.428	9.528	57.797	20,67 ▲	22,47 ▲	16,66 ▲
C) Caminhões	1.118	954	6.148	751	5.259	17,19 ▲	48,87 ▲	16,90 ▲
D) Ônibus	123	41	482	28	309	200,00 ▲	339,29 ▲	55,99 ▲
C+D	1.241	995	6.630	779	5.568	24,72 ▲	59,31 ▲	19,07 ▲
Subtotal	12.910	10.665	74.058	10.307	63.365	21,05 ▲	25,25 ▲	16,88 ▲
E) Motos	4.518	5.076	34.490	3.237	26.612	-10,99 ▼	39,57 ▲	29,60 ▲
F) Impl. Rod.	1.073	1.039	6.294	987	5.501	3,27 ▲	8,71 ▲	14,42 ▲
Outros	1.172	1.021	7.139	920	6.245	14,79 ▲	27,39 ▲	14,32 ▲
TOTAL	19.673	17.801	121.981	15.451	101.723	10,52 ▲	27,33 ▲	19,91 ▲

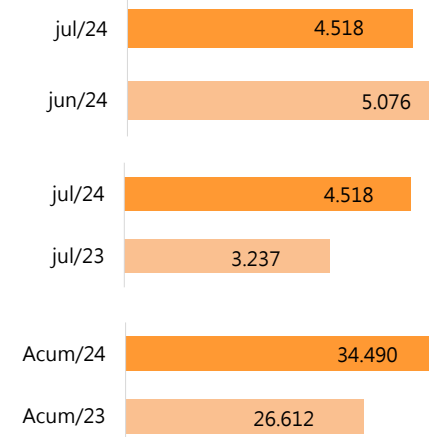
AUTOS + COMERCIAIS LEVES



CAMINHÕES



MOTOS

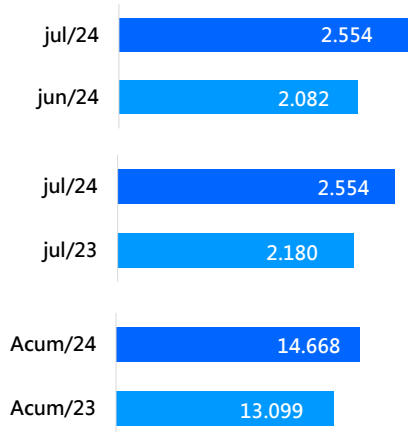


Resumo Mensal
Julho de 2024

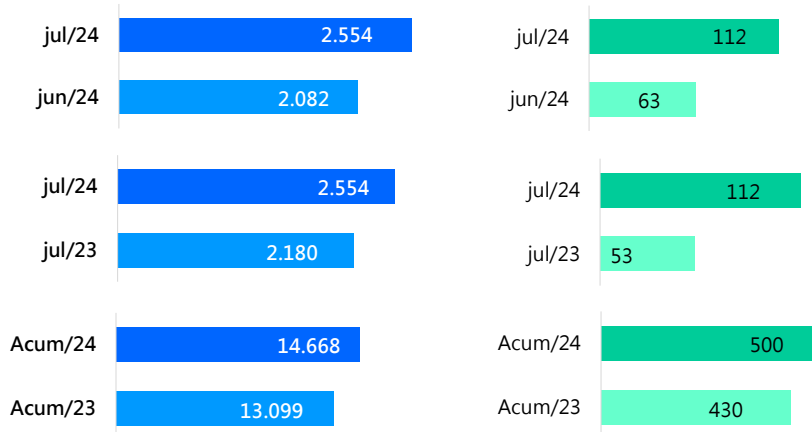
GRANDE FLORIANÓPOLIS

Segmentos	2024 Jul (A)	2024 Jun (B)	2024 Acumulado (C)	2023 Jul (D)	2023 Acumulado (E)	Varição (%) (A)/(B)	Varição (%) (A)/(D)	Varição (%) (C)/(E)
A) Autos	2.210	1.839	12.779	1.960	11.544	20,17	12,76	10,70
B) Com. Leves	344	243	1.889	220	1.555	41,56	56,36	21,48
A + B	2.554	2.082	14.668	2.180	13.099	22,67	17,16	11,98
C) Caminhões	112	63	500	53	430	77,78	111,32	16,28
D) Ônibus	16	5	128	3	44	220,00	433,33	190,91
C+D	128	68	628	56	474	88,24	128,57	32,49
Subtotal	2.682	2.150	15.296	2.236	13.573	24,74	19,95	12,69
E) Motos	1.293	1.627	9.902	941	7.234	-20,53	37,41	36,88
F) Impl. Rod.	65	40	277	73	274	62,50	-10,96	1,09
Outros	205	151	1.208	119	982	35,76	72,27	23,01
TOTAL	4.245	3.968	26.683	3.369	22.063	6,98	26,00	20,94

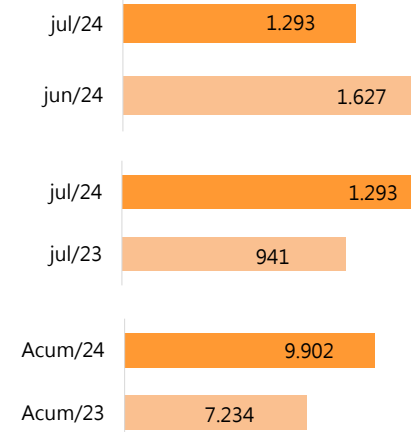
AUTOS + COMERCIAIS LEVES



CAMINHÕES



MOTOS



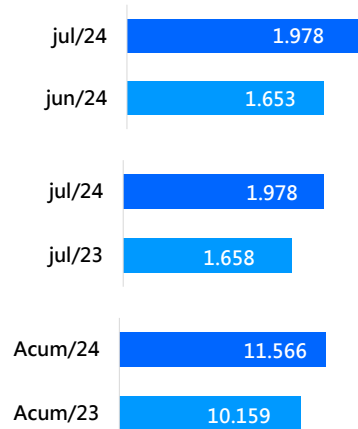
Resumo Mensal
Julho de 2024



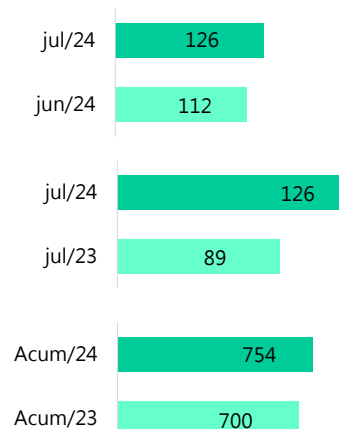
NORTE

Segmentos	2024 Jul (A)	2024 Jun (B)	2024 Acumulado (C)	2023 Jul (D)	2023 Acumulado (E)	Varição (%) (A)/(B)	Varição (%) (A)/(D)	Varição (%) (C)/(E)
A) Autos	1.547	1.328	9.098	1.377	8.187	16,49	12,35	11,13
B) Com. Leves	431	325	2.468	281	1.972	32,62	53,38	25,15
A + B	1.978	1.653	11.566	1.658	10.159	19,66	19,30	13,85
C) Caminhões	126	112	754	89	700	12,50	41,57	7,71
D) Ônibus	51	11	119	13	78	363,64	292,31	52,56
C+D	177	123	873	102	778	43,90	73,53	12,21
Subtotal	2.155	1.776	12.439	1.760	10.937	21,34	22,44	13,73
E) Motos	650	702	5.077	482	4.292	-7,41	34,85	18,29
F) Impl. Rod.	204	124	1.039	99	759	64,52	106,06	36,89
Outros	218	218	1.432	229	1.351	0,00	-4,80	6,00
TOTAL	3.227	2.820	19.987	2.570	17.339	14,43	25,56	15,27

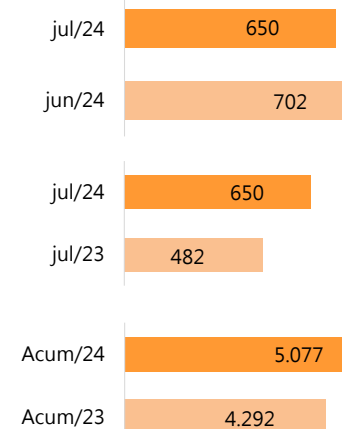
AUTOS + COMERCIAIS LEVES



CAMINHÕES



MOTOS

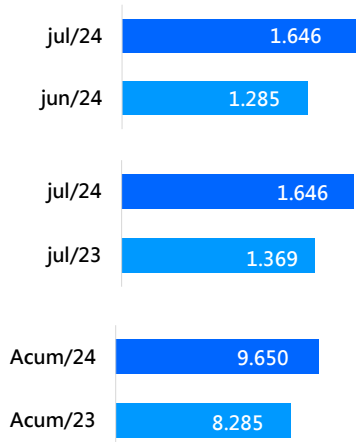


Resumo Mensal
Julho de 2024

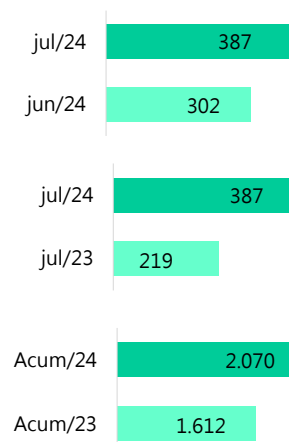
OESTE

Segmentos	2024 Jul (A)	2024 Jun (B)	2024 Acumulado (C)	2023 Jul (D)	2023 Acumulado (E)	Varição (%) (A)/(B)	Varição (%) (A)/(D)	Varição (%) (C)/(E)
A) Autos	1.223	960	6.867	1.032	5.939	27,40	18,51	15,63
B) Com. Leves	423	325	2.783	337	2.346	30,15	25,52	18,63
A + B	1.646	1.285	9.650	1.369	8.285	28,09	20,23	16,48
C) Caminhões	387	302	2.070	219	1.612	28,15	76,71	28,41
D) Ônibus	27	9	91	4	63	200,00	575,00	44,44
C+D	414	311	2.161	223	1.675	33,12	85,65	29,01
Subtotal	2.060	1.596	11.811	1.592	9.960	29,07	29,40	18,58
E) Motos	590	565	4.535	497	3.576	4,42	18,71	26,82
F) Impl. Rod.	304	261	1.888	219	1.405	16,48	38,81	34,38
Outros	198	166	1.192	141	984	19,28	40,43	21,14
TOTAL	3.152	2.588	19.426	2.449	15.925	21,79	28,71	21,98

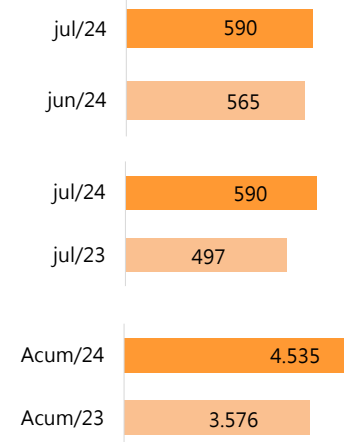
AUTOS + COMERCIAIS LEVES



CAMINHÕES



MOTOS



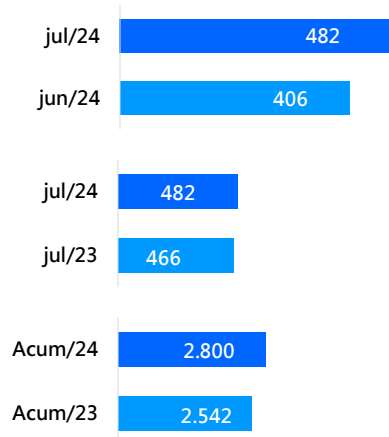
Resumo Mensal
Julho de 2024



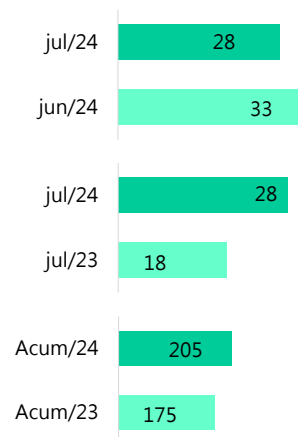
PLANALTO SERRANO

Segmentos	2024 Jul (A)	2024 Jun (B)	2024 Acumulado (C)	2023 Jul (D)	2023 Acumulado (E)	Varição (%) (A)/(B)	Varição (%) (A)/(D)	Varição (%) (C)/(E)
A) Autos	305	282	1.859	338	1.773	8,16	-9,76	4,85
B) Com. Leves	177	124	941	128	769	42,74	38,28	22,37
A + B	482	406	2.800	466	2.542	18,72	3,43	10,15
C) Caminhões	28	33	205	18	175	-15,15	55,56	17,14
D) Ônibus	7	1	21	-	10	600,00	-	110,00
C+D	35	34	226	18	185	2,94	94,44	22,16
Subtotal	517	440	3.026	484	2.727	17,50	6,82	10,96
E) Motos	94	88	765	107	732	6,82	-12,15	4,51
F) Impl. Rod.	33	23	181	19	158	43,48	73,68	14,56
Outros	58	48	316	54	303	20,83	7,41	4,29
TOTAL	702	599	4.288	664	3.920	17,20	5,72	9,39

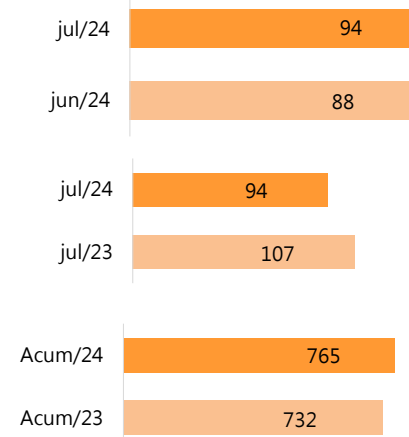
AUTOS + COMERCIAIS LEVES



CAMINHÕES



MOTOS

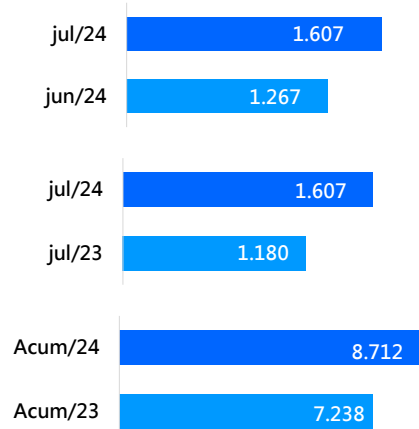


Resumo Mensal
Julho de 2024

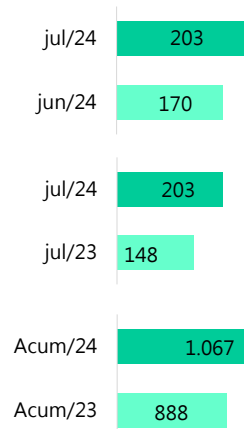
SUL

Segmentos	2024 Jul (A)	2024 Jun (B)	2024 Acumulado (C)	2023 Jul (D)	2023 Acumulado (E)	Varição (%) (A)/(B)	Varição (%) (A)/(D)	Varição (%) (C)/(E)
A) Autos	1.260	1.003	6.762	934	5.739	25,62	34,90	17,83
B) Com. Leves	347	264	1.950	246	1.499	31,44	41,06	30,09
A + B	1.607	1.267	8.712	1.180	7.238	26,84	36,19	20,36
C) Caminhões	203	170	1.067	148	888	19,41	37,16	20,16
D) Ônibus	8	6	43	3	53	33,33	166,67	-18,87
C+D	211	176	1.110	151	941	19,89	39,74	17,96
Subtotal	1.818	1.443	9.822	1.331	8.179	25,99	36,59	20,09
E) Motos	395	475	3.119	306	2.610	-16,84	29,08	19,50
F) Impl. Rod.	205	368	1.608	301	1.644	-44,29	-31,89	-2,19
Outros	237	190	1.341	158	1.172	24,74	50,00	14,42
TOTAL	2.655	2.476	15.890	2.096	13.605	7,23	26,67	16,80

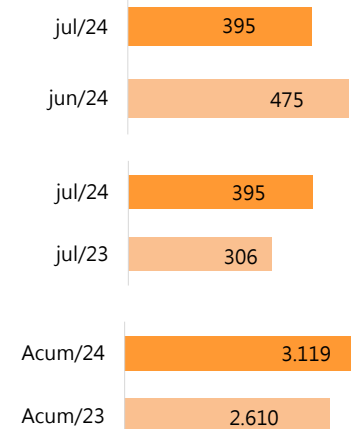
AUTOS + COMERCIAIS LEVES



CAMINHÕES



MOTOS



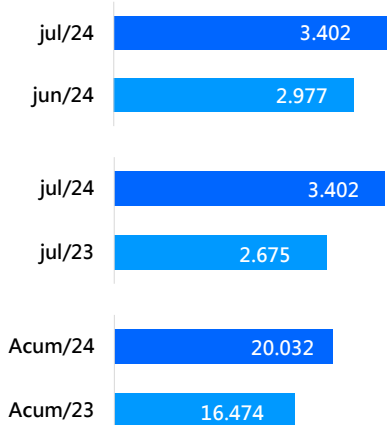
Resumo Mensal
Julho de 2024



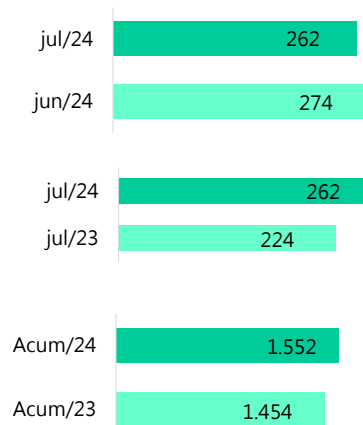
VALE DO ITAJAÍ

Segmentos	2024 Jul (A)	2024 Jun (B)	2024 Acumulado (C)	2023 Jul (D)	2023 Acumulado (E)	Varição (%) (A)/(B)	Varição (%) (A)/(D)	Varição (%) (C)/(E)
A) Autos	2.850	2.490	16.478	2.289	13.732	14,46	24,51	20,00
B) Com. Leves	552	487	3.554	386	2.742	13,35	43,01	29,61
A + B	3.402	2.977	20.032	2.675	16.474	14,28	27,18	21,60
C) Caminhões	262	274	1.552	224	1.454	-4,38	16,96	6,74
D) Ônibus	14	9	80	5	61	55,56	180,00	31,15
C+D	276	283	1.632	229	1.515	-2,47	20,52	7,72
Subtotal	3.678	3.260	21.664	2.904	17.989	12,82	26,65	20,43
E) Motos	1.496	1.619	11.092	904	8.168	-7,60	65,49	35,80
F) Impl. Rod.	262	223	1.301	276	1.261	17,49	-5,07	3,17
Outros	256	248	1.650	219	1.453	3,23	16,89	13,56
TOTAL	5.692	5.350	35.707	4.303	28.871	6,39	32,28	23,68

AUTOS + COMERCIAIS LEVES



CAMINHÕES



MOTOS

