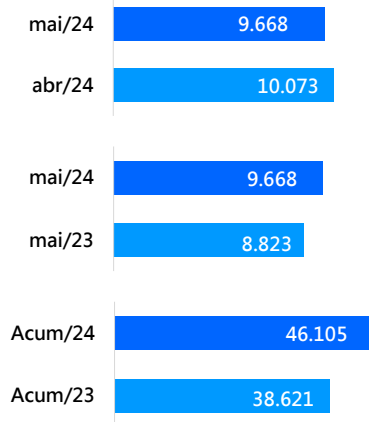


Resumo Mensal
Maio de 2024

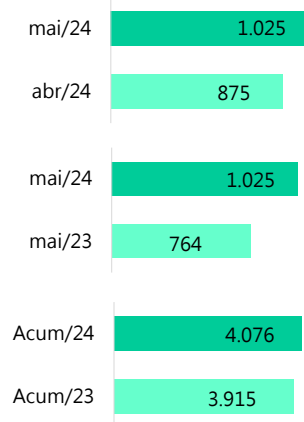
SANTA CATARINA

Segmentos	2024 Mai (A)	2024 Abr (B)	2024 Acumulado (C)	2023 Mai (D)	2023 Acumulado (E)	Varição (%) (A)/(B)	Varição (%) (A)/(D)	Varição (%) (C)/(E)
A) Autos	7.637	7.995	36.560	6.857	30.818	-4,48 ▼	11,38 ▲	18,63 ▲
B) Com. Leves	2.031	2.078	9.545	1.966	7.803	-2,26 ▼	3,31 ▲	22,32 ▲
A + B	9.668	10.073	46.105	8.823	38.621	-4,02 ▼	9,58 ▲	19,38 ▲
C) Caminhões	1.025	875	4.076	764	3.915	17,14 ▲	34,16 ▲	4,11 ▲
D) Ônibus	61	70	318	38	227	-12,86 ▼	60,53 ▲	40,09 ▲
C+D	1.086	945	4.394	802	4.142	14,92 ▲	35,41 ▲	6,08 ▲
Subtotal	10.754	11.018	50.499	9.625	42.763	-2,40 ▼	11,73 ▲	18,09 ▲
E) Motos	4.950	5.487	24.896	4.406	19.534	-9,79 ▼	12,35 ▲	27,45 ▲
F) Impl. Rod.	901	905	4.182	794	3.664	-0,44 ▼	13,48 ▲	14,14 ▲
Outros	1.006	1.015	4.946	952	4.435	-0,89 ▼	5,67 ▲	11,52 ▲
TOTAL	17.611	18.425	84.523	15.777	70.396	-4,42 ▼	11,62 ▲	20,07 ▲

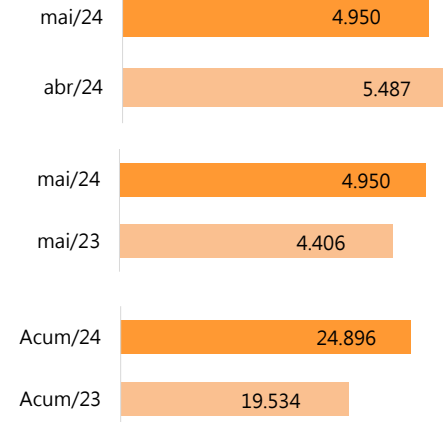
AUTOS + COMERCIAIS LEVES



CAMINHÕES



MOTOS

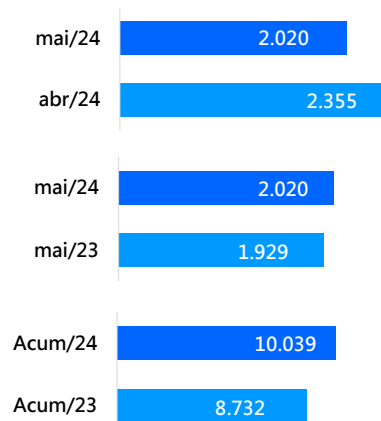


Resumo Mensal
Maio de 2024

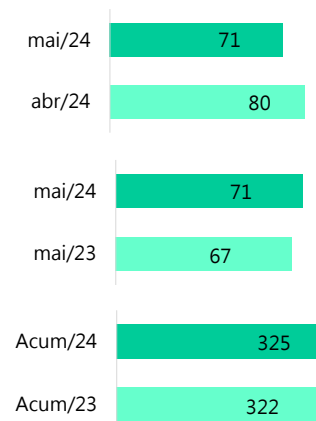
GRANDE FLORIANÓPOLIS

Segmentos	2024 Mai (A)	2024 Abr (B)	2024 Acumulado (C)	2023 Mai (D)	2023 Acumulado (E)	Varição (%) (A)/(B)	Varição (%) (A)/(D)	Varição (%) (C)/(E)
A) Autos	1.779	2.051	8.737	1.707	7.592	-13,26	4,22	15,08
B) Com. Leves	241	304	1.302	222	1.140	-20,72	8,56	14,21
A + B	2.020	2.355	10.039	1.929	8.732	-14,23	4,72	14,97
C) Caminhões	71	80	325	67	322	-11,25	5,97	0,93
D) Ônibus	15	12	107	1	35	25,00	1400,00	205,71
C+D	86	92	432	68	357	-6,52	26,47	21,01
Subtotal	2.106	2.447	10.471	1.997	9.089	-13,94	5,46	15,21
E) Motos	1.429	1.510	6.982	1.218	5.253	-5,36	17,32	32,91
F) Impl. Rod.	30	57	172	46	143	-47,37	-34,78	20,28
Outros	188	170	852	135	736	10,59	39,26	15,76
TOTAL	3.753	4.184	18.477	3.396	15.221	-10,30	10,51	21,39

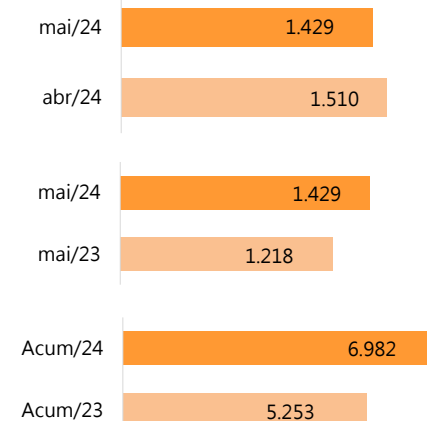
AUTOS + COMERCIAIS LEVES



CAMINHÕES



MOTOS

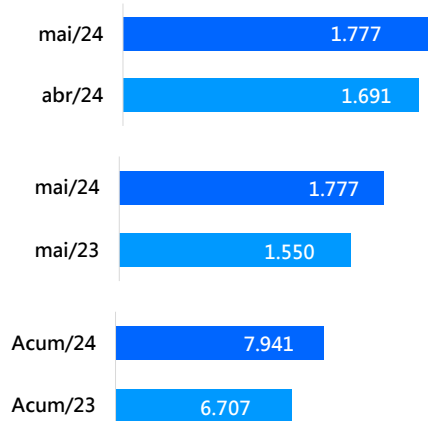


Resumo Mensal
Maio de 2024

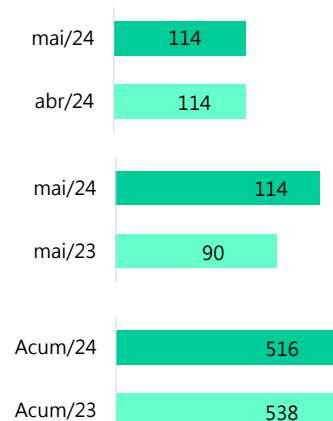
NORTE

Segmentos	2024 Mai (A)	2024 Abr (B)	2024 Acumulado (C)	2023 Mai (D)	2023 Acumulado (E)	Varição (%) (A)/(B)	Varição (%) (A)/(D)	Varição (%) (C)/(E)
A) Autos	1.421	1.310	6.229	1.182	5.304	8,47	20,22	17,44
B) Com. Leves	356	381	1.712	368	1.403	-6,56	-3,26	22,02
A + B	1.777	1.691	7.941	1.550	6.707	5,09	14,65	18,40
C) Caminhões	114	114	516	90	538	0,00	26,67	-4,09
D) Ônibus	13	27	57	8	37	-51,85	62,50	54,05
C+D	127	141	573	98	575	-9,93	29,59	-0,35
Subtotal	1.904	1.832	8.514	1.648	7.282	3,93	15,53	16,92
E) Motos	723	839	3.725	734	3.195	-13,83	-1,50	16,59
F) Impl. Rod.	141	158	711	146	522	-10,76	-3,42	36,21
Outros	212	197	996	197	939	7,61	7,61	6,07
TOTAL	2.980	3.026	13.946	2.725	11.938	-1,52	9,36	16,82

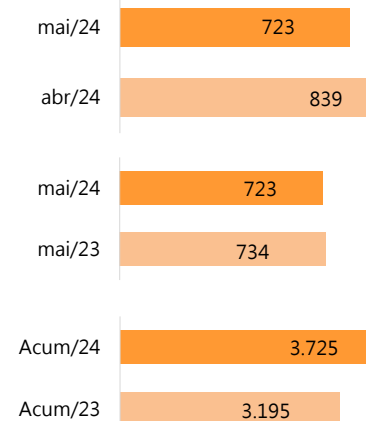
AUTOS + COMERCIAIS LEVES



CAMINHÕES



MOTOS

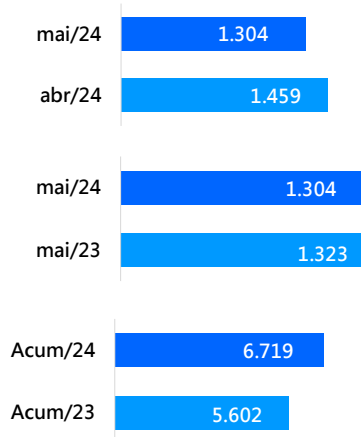


Resumo Mensal
Maio de 2024

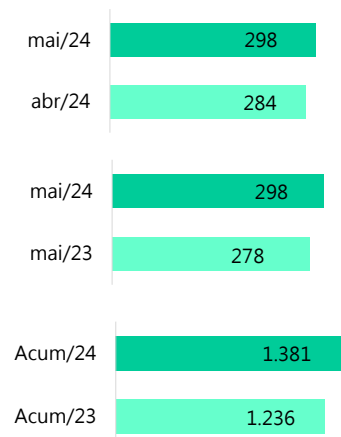
OESTE

Segmentos	2024 Mai (A)	2024 Abr (B)	2024 Acumulado (C)	2023 Mai (D)	2023 Acumulado (E)	Varição (%) (A)/(B)	Varição (%) (A)/(D)	Varição (%) (C)/(E)
A) Autos	906	991	4.684	884	3.910	-8,58	2,49	19,80
B) Com. Leves	398	468	2.035	439	1.692	-14,96	-9,34	20,27
A + B	1.304	1.459	6.719	1.323	5.602	-10,62	-1,44	19,94
C) Caminhões	298	284	1.381	278	1.236	4,93	7,19	11,73
D) Ônibus	12	14	55	6	49	-14,29	100,00	12,24
C+D	310	298	1.436	284	1.285	4,03	9,15	11,75
Subtotal	1.614	1.757	8.155	1.607	6.887	-8,14	0,44	18,41
E) Motos	639	721	3.380	563	2.588	-11,37	13,50	30,60
F) Impl. Rod.	271	249	1.323	199	974	8,84	36,18	35,83
Outros	164	168	828	147	711	-2,38	11,56	16,46
TOTAL	2.688	2.895	13.686	2.516	11.160	-7,15	6,84	22,63

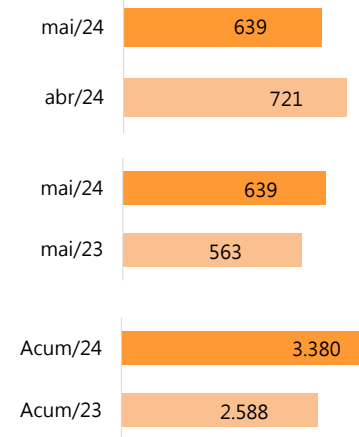
AUTOS + COMERCIAIS LEVES



CAMINHÕES



MOTOS



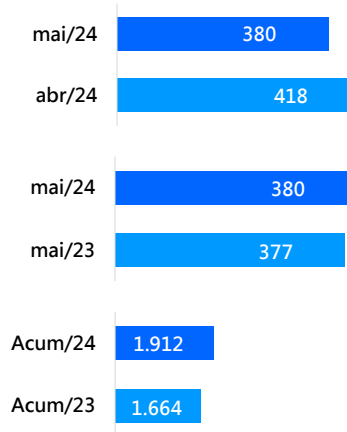
Resumo Mensal Maio de 2024



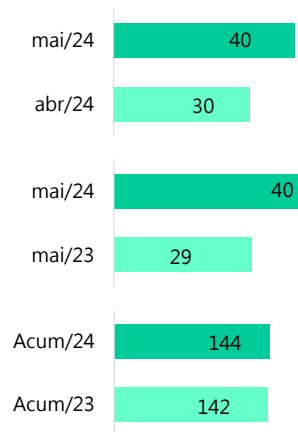
PLANALTO SERRANO

Segmentos	2024 Mai (A)	2024 Abr (B)	2024 Acumulado (C)	2023 Mai (D)	2023 Acumulado (E)	Varição (%) (A)/(B)	Varição (%) (A)/(D)	Varição (%) (C)/(E)
A) Autos	244	288	1.272	241	1.139	-15,28	1,24	11,68
B) Com. Leves	136	130	640	136	525	4,62	0,00	21,90
A + B	380	418	1.912	377	1.664	-9,09	0,80	14,90
C) Caminhões	40	30	144	29	142	33,33	37,93	1,41
D) Ônibus	3	2	13	1	9	50,00	200,00	44,44
C+D	43	32	157	30	151	34,38	43,33	3,97
Subtotal	423	450	2.069	407	1.815	-6,00	3,93	13,99
E) Motos	102	153	583	114	516	-33,33	-10,53	12,98
F) Impl. Rod.	23	34	125	20	110	-32,35	15,00	13,64
Outros	44	41	210	45	203	7,32	-2,22	3,45
TOTAL	592	678	2.987	586	2.644	-12,68	1,02	12,97

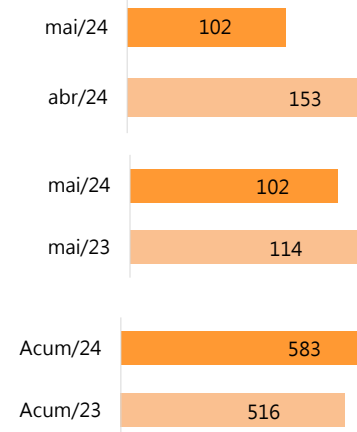
AUTOS + COMERCIAIS LEVES



CAMINHÕES



MOTOS

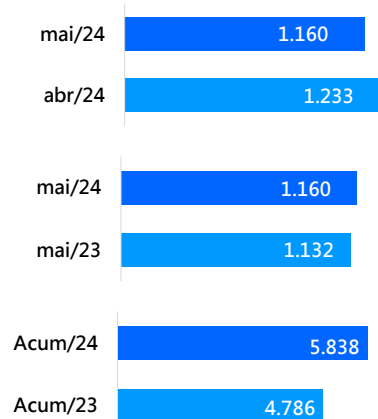


Resumo Mensal
Maio de 2024


SUL

Segmentos	2024 Mai (A)	2024 Abr (B)	2024 Acumulado (C)	2023 Mai (D)	2023 Acumulado (E)	Varição (%) (A)/(B)	Varição (%) (A)/(D)	Varição (%) (C)/(E)
A) Autos	848	968	4.499	845	3.748	-12,40	0,36	20,04
B) Com. Leves	312	265	1.339	287	1.038	17,74	8,71	29,00
A + B	1.160	1.233	5.838	1.132	4.786	-5,92	2,47	21,98
C) Caminhões	205	138	694	109	613	48,55	88,07	13,21
D) Ônibus	7	4	29	13	49	75,00	-46,15	-40,82
C+D	212	142	723	122	662	49,30	73,77	9,21
Subtotal	1.372	1.375	6.561	1.254	5.448	-0,22	9,41	20,43
E) Motos	443	476	2.249	444	1.940	-6,93	-0,23	15,93
F) Impl. Rod.	237	233	1.035	235	1.115	1,72	0,85	-7,17
Outros	182	186	914	187	830	-2,15	-2,67	10,12
TOTAL	2.234	2.270	10.759	2.120	9.333	-1,59	5,38	15,28

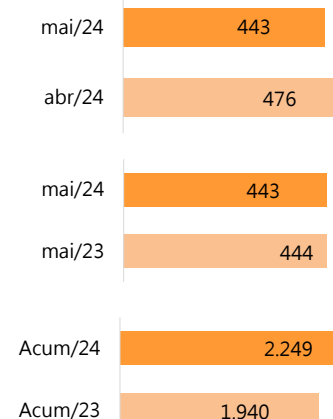
AUTOS + COMERCIAIS LEVES



CAMINHÕES



MOTOS



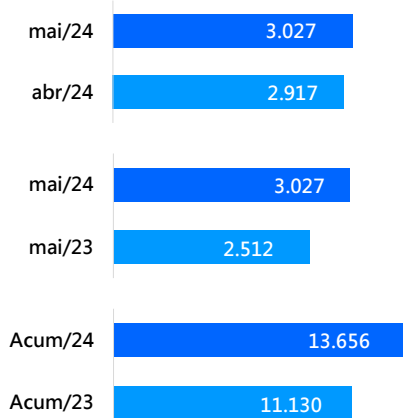
Resumo Mensal
Maio de 2024



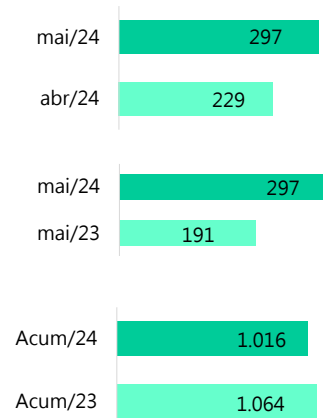
VALE DO ITAJAÍ

Segmentos	2024 Mai (A)	2024 Abr (B)	2024 Acumulado (C)	2023 Mai (D)	2023 Acumulado (E)	Varição (%) (A)/(B)	Varição (%) (A)/(D)	Varição (%) (C)/(E)
A) Autos	2.439	2.387	11.139	1.998	9.125	2,18	22,07	22,07
B) Com. Leves	588	530	2.517	514	2.005	10,94	14,40	25,54
A + B	3.027	2.917	13.656	2.512	11.130	3,77	20,50	22,70
C) Caminhões	297	229	1.016	191	1.064	29,69	55,50	-4,51
D) Ônibus	11	11	57	9	48	0,00	22,22	18,75
C+D	308	240	1.073	200	1.112	28,33	54,00	-3,51
Subtotal	3.335	3.157	14.729	2.712	12.242	5,64	22,97	20,32
E) Motos	1.614	1.788	7.977	1.333	6.042	-9,73	21,08	32,03
F) Impl. Rod.	199	174	816	148	800	14,37	34,46	2,00
Outros	216	253	1.146	241	1.016	-14,62	-10,37	12,80
TOTAL	5.364	5.372	24.668	4.434	20.100	-0,15	20,97	22,73

AUTOS + COMERCIAIS LEVES



CAMINHÕES



MOTOS

