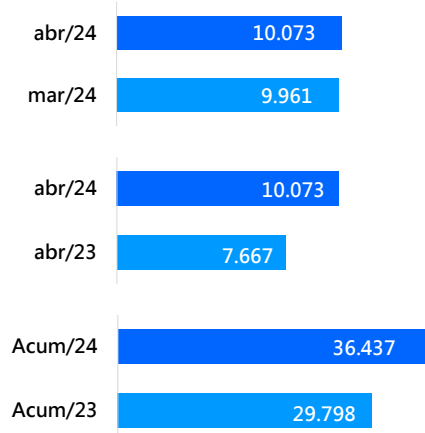


Resumo Mensal
Abril de 2024

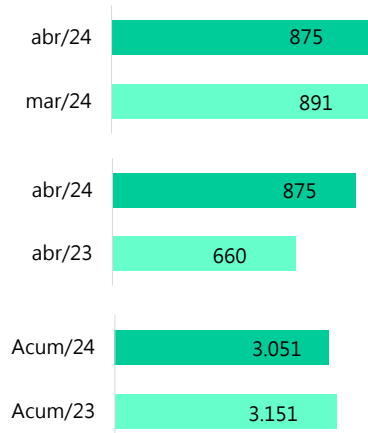
SANTA CATARINA

Segmentos	2024 Abr (A)	2024 Mar (B)	2024 Acumulado (C)	2023 Abr (D)	2023 Acumulado (E)	Varição (%) (A)/(B)	Varição (%) (A)/(D)	Varição (%) (C)/(E)
A) Autos	7.996	8.016	28.924	6.015	23.961	-0,25 ▼	32,93 ▲	20,71 ▲
B) Com. Leves	2.077	1.945	7.513	1.652	5.837	6,79 ▲	25,73 ▲	28,71 ▲
A + B	10.073	9.961	36.437	7.667	29.798	1,12 ▲	31,38 ▲	22,28 ▲
C) Caminhões	875	891	3.051	660	3.151	-1,80 ▼	32,58 ▲	-3,17 ▼
D) Ônibus	70	42	257	38	189	66,67 ▲	84,21 ▲	35,98 ▲
C+D	945	933	3.308	698	3.340	1,29 ▲	35,39 ▲	-0,96 ▼
Subtotal	11.018	10.894	39.745	8.365	33.138	1,14 ▲	31,72 ▲	19,94 ▲
E) Motos	5.482	5.093	19.940	3.778	15.128	7,64 ▲	45,10 ▲	31,81 ▲
F) Impl. Rod.	897	822	3.271	583	2.869	9,12 ▲	53,86 ▲	14,01 ▲
Outros	1.005	1.014	3.932	782	3.484	-0,89 ▼	28,52 ▲	12,86 ▲
TOTAL	18.402	17.823	66.888	13.508	54.619	3,25 ▲	36,23 ▲	22,46 ▲

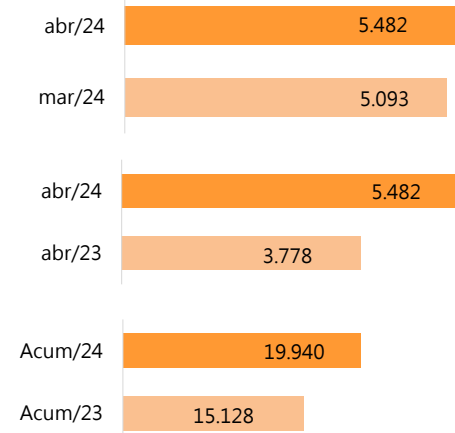
AUTOS + COMERCIAIS LEVES



CAMINHÕES



MOTOS

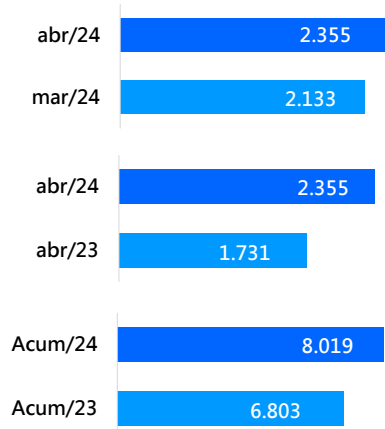


Resumo Mensal
Abril de 2024

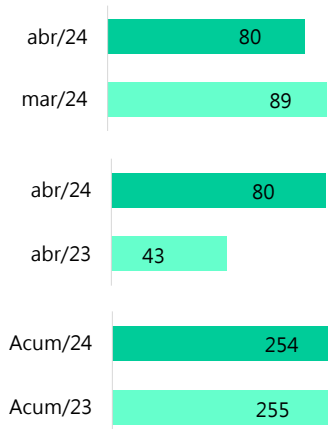
GRANDE FLORIANÓPOLIS

Segmentos	2024 Abr (A)	2024 Mar (B)	2024 Acumulado (C)	2023 Abr (D)	2023 Acumulado (E)	Varição (%) (A)/(B)	Varição (%) (A)/(D)	Varição (%) (C)/(E)
A) Autos	2.051	1.884	6.958	1.457	5.885	8,86	40,77	18,23
B) Com. Leves	304	249	1.061	274	918	22,09	10,95	15,58
A + B	2.355	2.133	8.019	1.731	6.803	10,41	36,05	17,87
C) Caminhões	80	89	254	43	255	-10,11	86,05	-0,39
D) Ônibus	12	7	92	4	34	71,43	200,00	170,59
C+D	92	96	346	47	289	-4,17	95,74	19,72
Subtotal	2.447	2.229	8.365	1.778	7.092	9,78	37,63	17,95
E) Motos	1.509	1.494	5.552	1.033	4.035	1,00	46,08	37,60
F) Impl. Rod.	57	20	142	18	97	185,00	216,67	46,39
Outros	169	170	663	115	601	-0,59	46,96	10,32
TOTAL	4.182	3.913	14.722	2.944	11.825	6,87	42,05	24,50

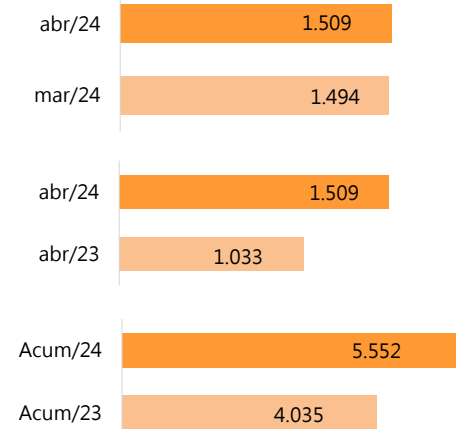
AUTOS + COMERCIAIS LEVES



CAMINHÕES



MOTOS




Resumo Mensal
Abril de 2024

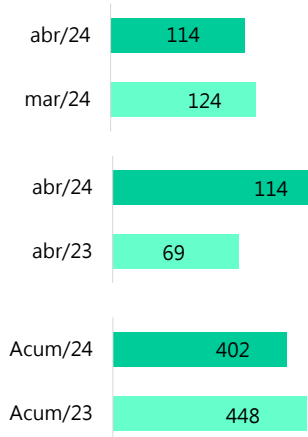
NORTE

Segmentos	2024 Abr (A)	2024 Mar (B)	2024 Acumulado (C)	2023 Abr (D)	2023 Acumulado (E)	Varição (%) (A)/(B)	Varição (%) (A)/(D)	Varição (%) (C)/(E)
A) Autos	1.311	1.330	4.809	1.062	4.122	-1,43	23,45	16,67
B) Com. Leves	380	365	1.355	330	1.035	4,11	15,15	30,92
A + B	1.691	1.695	6.164	1.392	5.157	-0,24	21,48	19,53
C) Caminhões	114	124	402	69	448	-8,06	65,22	-10,27
D) Ônibus	27	3	44	7	29	800,00	285,71	51,72
C+D	141	127	446	76	477	11,02	85,53	-6,50
Subtotal	1.832	1.822	6.610	1.468	5.634	0,55	24,80	17,32
E) Motos	838	740	3.000	611	2.461	13,24	37,15	21,90
F) Impl. Rod.	158	156	570	58	376	1,28	172,41	51,60
Outros	197	204	784	157	742	-3,43	25,48	5,66
TOTAL	3.025	2.922	10.964	2.294	9.213	3,52	31,87	19,01

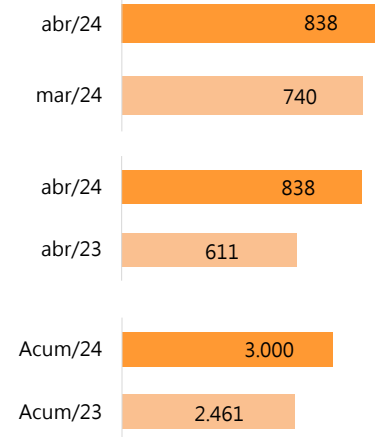
AUTOS + COMERCIAIS LEVES



CAMINHÕES



MOTOS



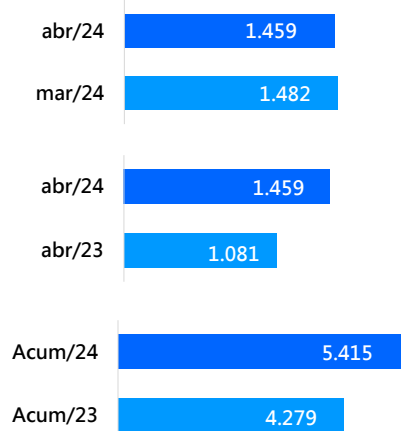
Resumo Mensal
Abril de 2024



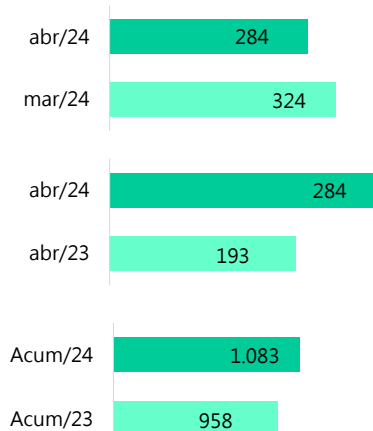
OESTE

Segmentos	2024 Abr (A)	2024 Mar (B)	2024 Acumulado (C)	2023 Abr (D)	2023 Acumulado (E)	Varição (%) (A)/(B)	Varição (%) (A)/(D)	Varição (%) (C)/(E)
A) Autos	991	1.034	3.778	732	3.026	-4,16	35,38	24,85
B) Com. Leves	468	448	1.637	349	1.253	4,46	34,10	30,65
A + B	1.459	1.482	5.415	1.081	4.279	-1,55	34,97	26,55
C) Caminhões	284	324	1.083	193	958	-12,35	47,15	13,05
D) Ônibus	14	11	43	8	43	27,27	75,00	0,00
C+D	298	335	1.126	201	1.001	-11,04	48,26	12,49
Subtotal	1.757	1.817	6.541	1.282	5.280	-3,30	37,05	23,88
E) Motos	721	711	2.741	499	2.025	1,41	44,49	35,36
F) Impl. Rod.	243	309	1.044	162	774	-21,36	50,00	34,88
Outros	162	182	660	126	565	-10,99	28,57	16,81
TOTAL	2.883	3.019	10.986	2.069	8.644	-4,50	39,34	27,09

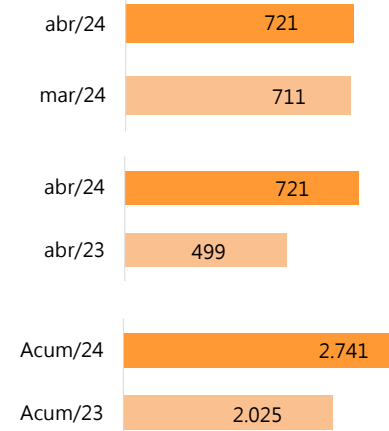
AUTOS + COMERCIAIS LEVES



CAMINHÕES



MOTOS

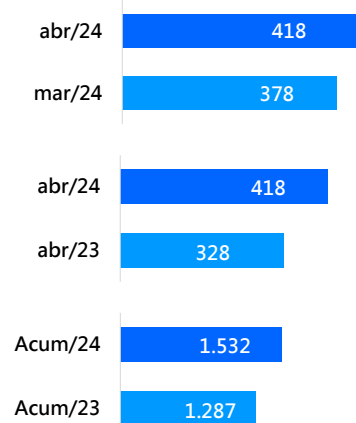


Resumo Mensal
Abril de 2024

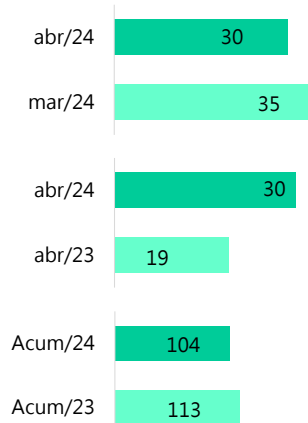
PLANALTO SERRANO

Segmentos	2024 Abr (A)	2024 Mar (B)	2024 Acumulado (C)	2023 Abr (D)	2023 Acumulado (E)	Varição (%) (A)/(B)	Varição (%) (A)/(D)	Varição (%) (C)/(E)
A) Autos	288	250	1.028	224	898	15,20	28,57	14,48
B) Com. Leves	130	128	504	104	389	1,56	25,00	29,56
A + B	418	378	1.532	328	1.287	10,58	27,44	19,04
C) Caminhões	30	35	104	19	113	-14,29	57,89	-7,96
D) Ônibus	2	2	10	4	8	0,00	-50,00	25,00
C+D	32	37	114	23	121	-13,51	39,13	-5,79
Subtotal	450	415	1.646	351	1.408	8,43	28,21	16,90
E) Motos	153	114	481	95	402	34,21	61,05	19,65
F) Impl. Rod.	33	22	101	19	90	50,00	73,68	12,22
Outros	40	40	165	27	158	0,00	48,15	4,43
TOTAL	676	591	2.393	492	2.058	14,38	37,40	16,28

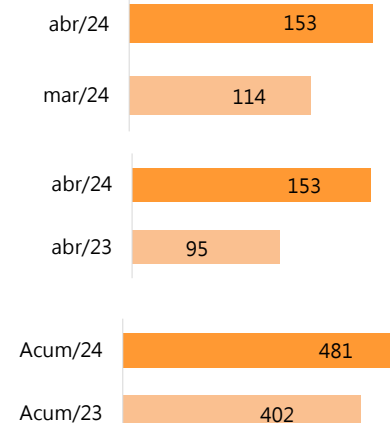
AUTOS + COMERCIAIS LEVES



CAMINHÕES



MOTOS



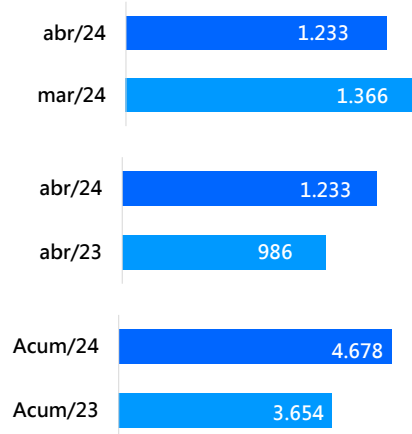
Resumo Mensal Abril de 2024



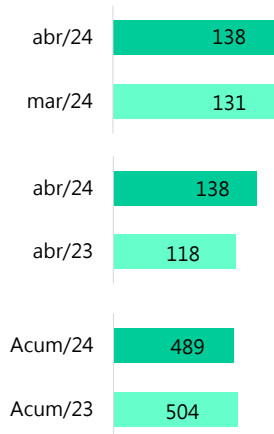
SUL

Segmentos	2024 Abr (A)	2024 Mar (B)	2024 Acumulado (C)	2023 Abr (D)	2023 Acumulado (E)	Varição (%) (A)/(B)	Varição (%) (A)/(D)	Varição (%) (C)/(E)
A) Autos	968	1.097	3.651	758	2.903	-11,76	27,70	25,77
B) Com. Leves	265	269	1.027	228	751	-1,49	16,23	36,75
A + B	1.233	1.366	4.678	986	3.654	-9,74	25,05	28,02
C) Caminhões	138	131	489	118	504	5,34	16,95	-2,98
D) Ônibus	4	3	22	4	36	33,33	0,00	-38,89
C+D	142	134	511	122	540	5,97	16,39	-5,37
Subtotal	1.375	1.500	5.189	1.108	4.194	-8,33	24,10	23,72
E) Motos	476	449	1.806	349	1.496	6,01	36,39	20,72
F) Impl. Rod.	233	166	798	184	880	40,36	26,63	-9,32
Outros	186	180	732	160	643	3,33	16,25	13,84
TOTAL	2.270	2.295	8.525	1.801	7.213	-1,09	26,04	18,19

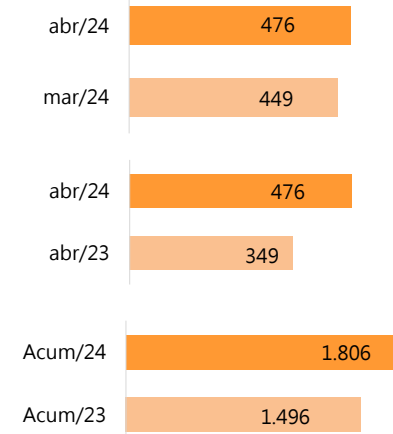
AUTOS + COMERCIAIS LEVES



CAMINHÕES



MOTOS

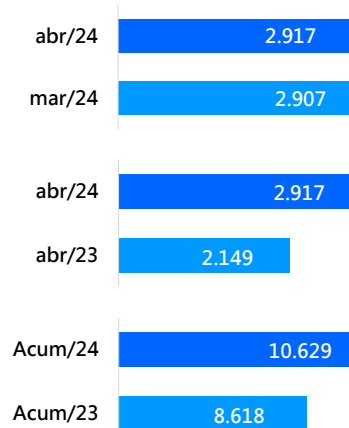


Resumo Mensal
Abril de 2024

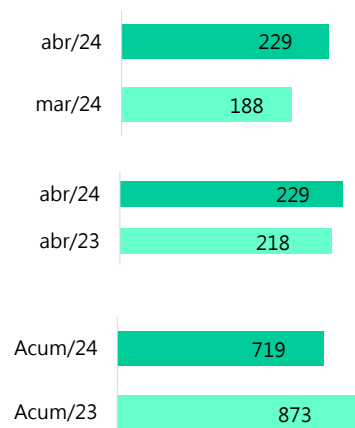
VALE DO ITAJAÍ

Segmentos	2024 Abr (A)	2024 Mar (B)	2024 Acumulado (C)	2023 Abr (D)	2023 Acumulado (E)	Varição (%) (A)/(B)	Varição (%) (A)/(D)	Varição (%) (C)/(E)
A) Autos	2.387	2.421	8.700	1.782	7.127	-1,40	33,95	22,07
B) Com. Leves	530	486	1.929	367	1.491	9,05	44,41	29,38
A + B	2.917	2.907	10.629	2.149	8.618	0,34	35,74	23,33
C) Caminhões	229	188	719	218	873	21,81	5,05	-17,64
D) Ônibus	11	16	46	11	39	-31,25	0,00	17,95
C+D	240	204	765	229	912	17,65	4,80	-16,12
Subtotal	3.157	3.111	11.394	2.378	9.530	1,48	32,76	19,56
E) Motos	1.785	1.585	6.360	1.191	4.709	12,62	49,87	35,06
F) Impl. Rod.	173	149	616	142	652	16,11	21,83	-5,52
Outros	251	238	928	197	775	5,46	27,41	19,74
TOTAL	5.366	5.083	19.298	3.908	15.666	5,57	37,31	23,18

AUTOS + COMERCIAIS LEVES



CAMINHÕES



MOTOS

