

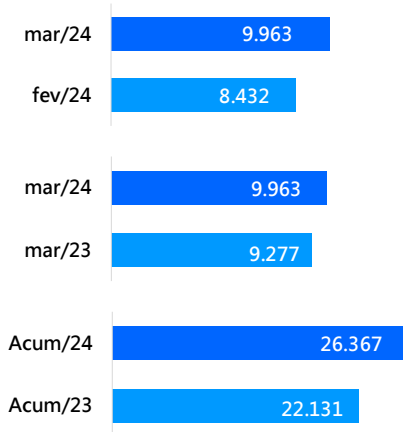
Resumo Mensal Março de 2024



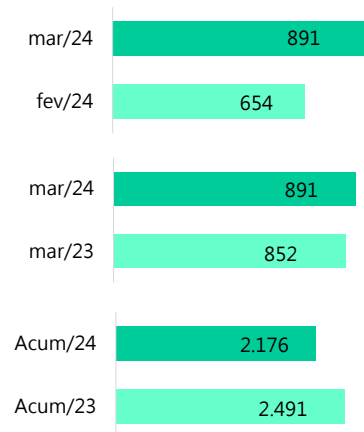
SANTA CATARINA

Segmentos	2024 Mar (A)	2024 Fev (B)	2024 Acumulado (C)	2023 Mar (D)	2023 Acumulado (E)	Varição (%) (A)/(B)	Varição (%) (A)/(D)	Varição (%) (C)/(E)
A) Autos	8.018	6.597	20.931	7.404	17.946	21,54 ▲	8,29 ▲	16,63 ▲
B) Com. Leves	1.945	1.835	5.436	1.873	4.185	5,99 ▲	3,84 ▲	29,89 ▲
A + B	9.963	8.432	26.367	9.277	22.131	18,16 ▲	7,39 ▲	19,14 ▲
C) Caminhões	891	654	2.176	852	2.491	36,24 ▲	4,58 ▲	-12,65 ▼
D) Ônibus	42	50	187	52	151	-16,00 ▼	-19,23 ▼	23,84 ▲
C+D	933	704	2.363	904	2.642	32,53 ▲	3,21 ▲	-10,56 ▼
Subtotal	10.896	9.136	28.730	10.181	24.773	19,26 ▲	7,02 ▲	15,97 ▲
E) Motos	5.093	4.772	14.458	4.843	11.350	6,73 ▲	5,16 ▲	27,38 ▲
F) Impl. Rod.	822	825	2.374	871	2.286	-0,36 ▼	-5,63 ▼	3,85 ▲
Outros	1.014	971	2.927	1.021	2.702	4,43 ▲	-0,69 ▼	8,33 ▲
TOTAL	17.825	15.704	48.489	16.916	41.111	13,51 ▲	5,37 ▲	17,95 ▲

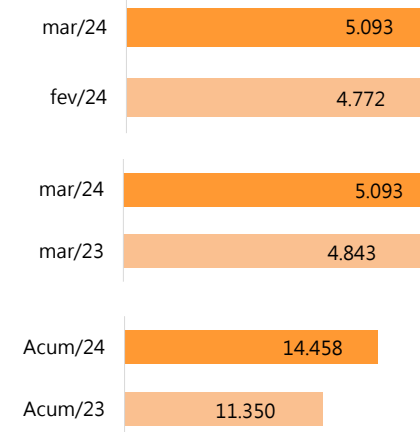
AUTOS + COMERCIAIS LEVES



CAMINHÕES



MOTOS




Resumo Mensal
Março de 2024

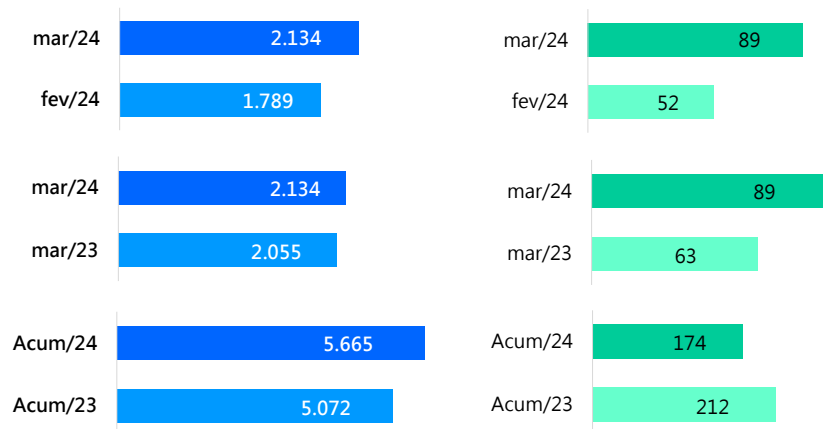
GRANDE FLORIANÓPOLIS

Segmentos	2024 Mar (A)	2024 Fev (B)	2024 Acumulado (C)	2023 Mar (D)	2023 Acumulado (E)	Varição (%) (A)/(B)	Varição (%) (A)/(D)	Varição (%) (C)/(E)
A) Autos	1.885	1.524	4.908	1.763	4.428	23,69	6,92	10,84
B) Com. Leves	249	265	757	292	644	-6,04	-14,73	17,55
A + B	2.134	1.789	5.665	2.055	5.072	19,28	3,84	11,69
C) Caminhões	89	52	174	63	212	71,15	41,27	-17,92
D) Ônibus	7	19	80	18	30	-63,16	-61,11	166,67
C+D	96	71	254	81	242	35,21	18,52	4,96
Subtotal	2.230	1.860	5.919	2.136	5.314	19,89	4,40	11,39
E) Motos	1.494	1.327	4.043	1.260	3.002	12,58	18,57	34,68
F) Impl. Rod.	20	44	85	36	79	-54,55	-44,44	7,59
Outros	170	143	494	165	486	18,88	3,03	1,65
TOTAL	3.914	3.374	10.541	3.597	8.881	16,00	8,81	18,69

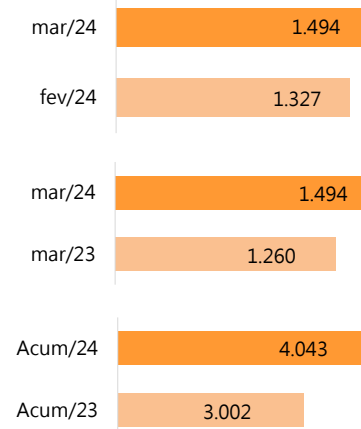
AUTOS + COMERCIAIS LEVES



CAMINHÕES



MOTOS

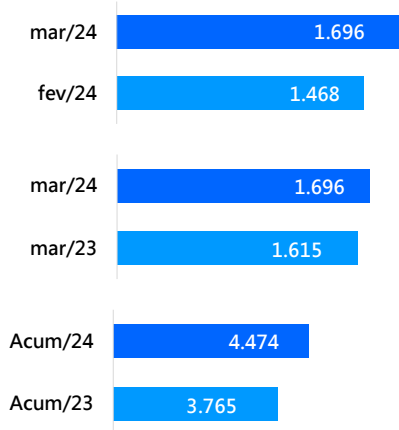


Resumo Mensal
Março de 2024

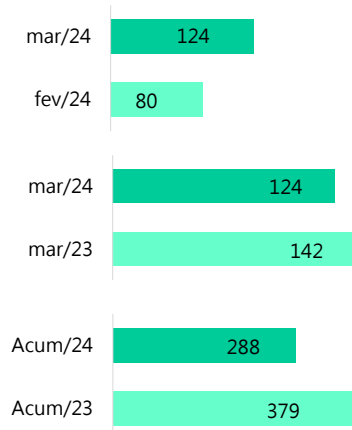
NORTE

Segmentos	2024 Mar (A)	2024 Fev (B)	2024 Acumulado (C)	2023 Mar (D)	2023 Acumulado (E)	Varição (%) (A)/(B)	Varição (%) (A)/(D)	Varição (%) (C)/(E)
A) Autos	1.331	1.136	3.499	1.282	3.060	17,17	3,82	14,35
B) Com. Leves	365	332	975	333	705	9,94	9,61	38,30
A + B	1.696	1.468	4.474	1.615	3.765	15,53	5,02	18,83
C) Caminhões	124	80	288	142	379	55,00	-12,68	-24,01
D) Ônibus	3	10	17	9	22	-70,00	-66,67	-22,73
C+D	127	90	305	151	401	41,11	-15,89	-23,94
Subtotal	1.823	1.558	4.779	1.766	4.166	17,01	3,23	14,71
E) Motos	740	673	2.162	765	1.850	9,96	-3,27	16,86
F) Impl. Rod.	156	156	412	147	318	0,00	6,12	29,56
Outros	204	195	587	228	585	4,62	-10,53	0,34
TOTAL	2.923	2.582	7.940	2.906	6.919	13,21	0,58	14,76

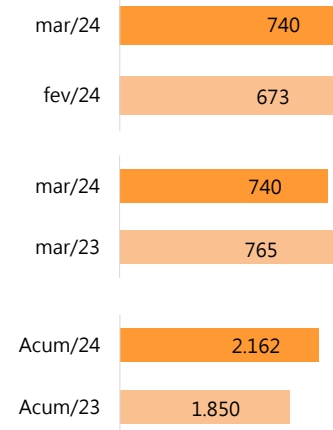
AUTOS + COMERCIAIS LEVES



CAMINHÕES



MOTOS

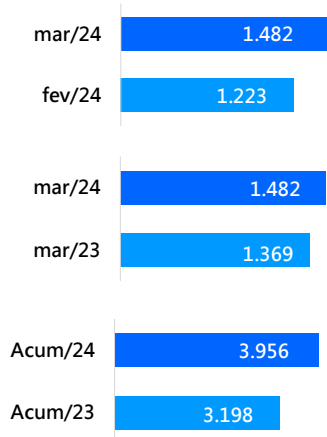


Resumo Mensal
Março de 2024

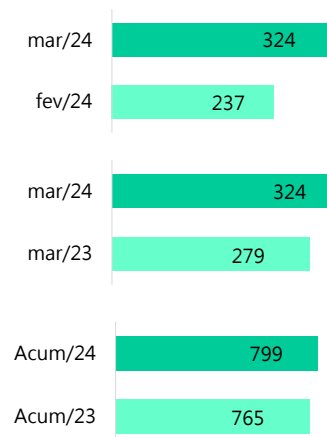
OESTE

Segmentos	2024 Mar (A)	2024 Fev (B)	2024 Acumulado (C)	2023 Mar (D)	2023 Acumulado (E)	Varição (%) (A)/(B)	Varição (%) (A)/(D)	Varição (%) (C)/(E)
A) Autos	1.034	847	2.787	975	2.294	22,08	6,05	21,49
B) Com. Leves	448	376	1.169	394	904	19,15	13,71	29,31
A + B	1.482	1.223	3.956	1.369	3.198	21,18	8,25	23,70
C) Caminhões	324	237	799	279	765	36,71	16,13	4,44
D) Ônibus	11	7	29	12	35	57,14	-8,33	-17,14
C+D	335	244	828	291	800	37,30	15,12	3,50
Subtotal	1.817	1.467	4.784	1.660	3.998	23,86	9,46	19,66
E) Motos	711	651	2.020	623	1.526	9,22	14,13	32,37
F) Impl. Rod.	309	252	801	201	612	22,62	53,73	30,88
Outros	182	181	498	157	439	0,55	15,92	13,44
TOTAL	3.019	2.551	8.103	2.641	6.575	18,35	14,31	23,24

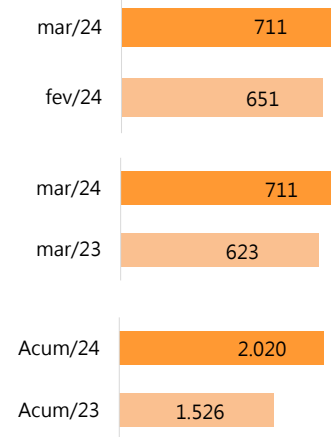
AUTOS + COMERCIAIS LEVES



CAMINHÕES



MOTOS



Resumo Mensal

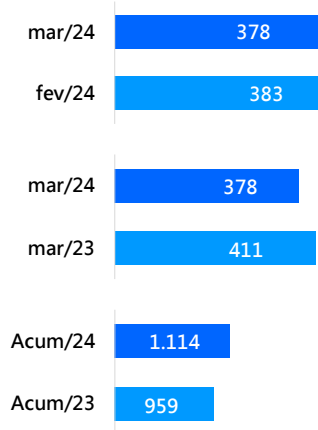
Março de 2024



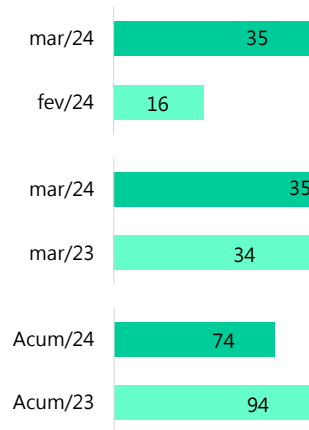
PLANALTO SERRANO

Segmentos	2024 Mar (A)	2024 Fev (B)	2024 Acumulado (C)	2023 Mar (D)	2023 Acumulado (E)	Varição (%) (A)/(B)	Varição (%) (A)/(D)	Varição (%) (C)/(E)
A) Autos	250	257	740	290	674	-2,72	-13,79	9,79
B) Com. Leves	128	126	374	121	285	1,59	5,79	31,23
A + B	378	383	1.114	411	959	-1,31	-8,03	16,16
C) Caminhões	35	16	74	34	94	118,75	2,94	-21,28
D) Ônibus	2	4	8	-	4	-50,00	#DIV/0!	100,00
C+D	37	20	82	34	98	85,00	8,82	-16,33
Subtotal	415	403	1.196	445	1.057	2,98	-6,74	13,15
E) Motos	114	110	328	124	307	3,64	-8,06	6,84
F) Impl. Rod.	22	25	68	33	71	-12,00	-33,33	-4,23
Outros	40	49	125	52	131	-18,37	-23,08	-4,58
TOTAL	591	587	1.717	654	1.566	0,68	-9,63	9,64

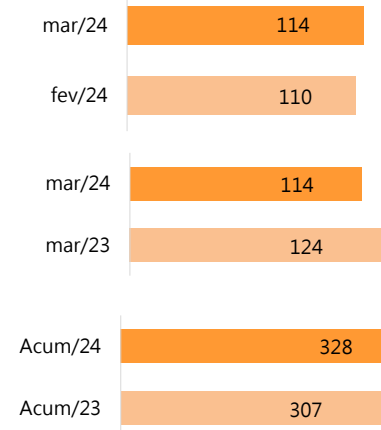
AUTOS + COMERCIAIS LEVES



CAMINHÕES



MOTOS

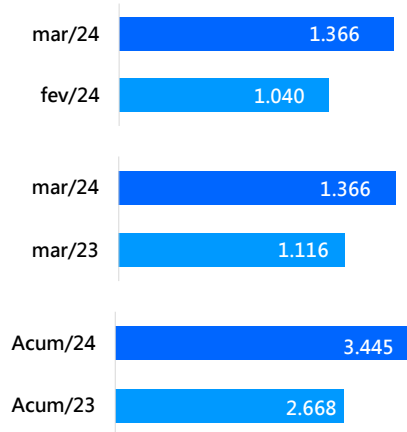


Resumo Mensal
Março de 2024


SUL

Segmentos	2024 Mar (A)	2024 Fev (B)	2024 Acumulado (C)	2023 Mar (D)	2023 Acumulado (E)	Varição (%) (A)/(B)	Varição (%) (A)/(D)	Varição (%) (C)/(E)
A) Autos	1.097	795	2.683	872	2.145	37,99	25,80	25,08
B) Com. Leves	269	245	762	244	523	9,80	10,25	45,70
A + B	1.366	1.040	3.445	1.116	2.668	31,35	22,40	29,12
C) Caminhões	131	98	351	131	386	33,67	0,00	-9,07
D) Ônibus	3	1	18	3	32	200,00	0,00	-43,75
C+D	134	99	369	134	418	35,35	0,00	-11,72
Subtotal	1.500	1.139	3.814	1.250	3.086	31,69	20,00	23,59
E) Motos	449	488	1.330	464	1.147	-7,99	-3,23	15,95
F) Impl. Rod.	166	212	565	269	696	-21,70	-38,29	-18,82
Outros	180	186	546	182	483	-3,23	-1,10	13,04
TOTAL	2.295	2.025	6.255	2.165	5.412	13,33	6,00	15,58

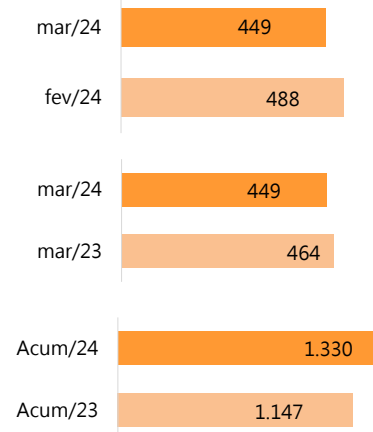
AUTOS + COMERCIAIS LEVES



CAMINHÕES



MOTOS

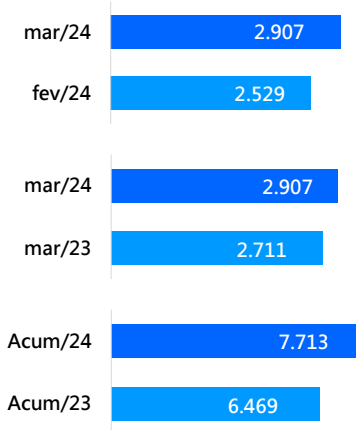


Resumo Mensal
Março de 2024

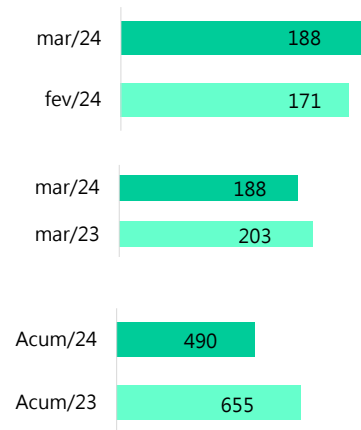
VALE DO ITAJAÍ

Segmentos	2024 Mar (A)	2024 Fev (B)	2024 Acumulado (C)	2023 Mar (D)	2023 Acumulado (E)	Varição (%) (A)/(B)	Varição (%) (A)/(D)	Varição (%) (C)/(E)
A) Autos	2.421	2.038	6.314	2.222	5.345	18,79	8,96	18,13
B) Com. Leves	486	491	1.399	489	1.124	-1,02	-0,61	24,47
A + B	2.907	2.529	7.713	2.711	6.469	14,95	7,23	19,23
C) Caminhões	188	171	490	203	655	9,94	-7,39	-25,19
D) Ônibus	16	9	35	10	28	77,78	60,00	25,00
C+D	204	180	525	213	683	13,33	-4,23	-23,13
Subtotal	3.111	2.709	8.238	2.924	7.152	14,84	6,40	15,18
E) Motos	1.585	1.523	4.575	1.607	3.518	4,07	-1,37	30,05
F) Impl. Rod.	149	136	443	185	510	9,56	-19,46	-13,14
Outros	238	217	677	237	578	9,68	0,42	17,13
TOTAL	5.083	4.585	13.933	4.953	11.758	10,86	2,62	18,50

AUTOS + COMERCIAIS LEVES



CAMINHÕES



MOTOS

