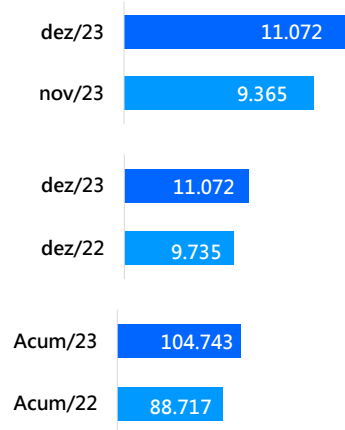


Resumo Mensal
Dezembro de 2023

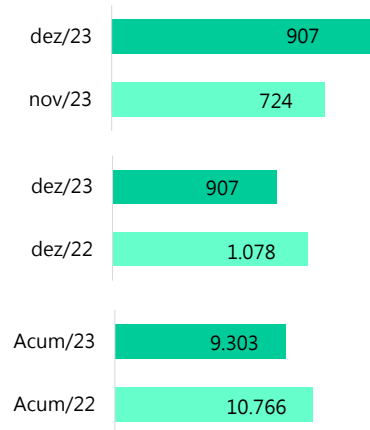
SANTA CATARINA

Segmentos	2023 Dez (A)	2023 Nov (B)	2023 Acumulado (C)	2022 Dez (D)	2022 Acumulado (E)	Varição (%) (A)/(B)	Varição (%) (A)/(D)	Varição (%) (C)/(E)
A) Autos	8.885	7.305	83.947	8.120	73.507	21,63 ▲	9,42 ▲	14,20 ▲
B) Com. Leves	2.187	2.060	20.796	1.615	15.210	6,17 ▲	35,42 ▲	36,73 ▲
A + B	11.072	9.365	104.743	9.735	88.717	18,23 ▲	13,73 ▲	18,06 ▲
C) Caminhões	907	724	9.303	1.078	10.766	25,28 ▲	-15,86 ▼	-13,59 ▼
D) Ônibus	49	31	538	35	894	58,06 ▲	40,00 ▲	-39,82 ▼
C+D	956	755	9.841	1.113	11.660	26,62 ▲	-14,11 ▼	-15,60 ▼
Subtotal	12.028	10.120	114.584	10.848	100.377	18,85 ▲	10,88 ▲	14,15 ▲
E) Motos	4.122	4.039	47.525	3.860	43.991	2,05 ▲	6,79 ▲	8,03 ▲
F) Impl. Rod.	1.044	916	10.568	931	9.514	13,97 ▲	12,14 ▲	11,08 ▲
Outros	1.034	1.027	11.163	898	11.058	0,68 ▲	15,14 ▲	0,95 ▲
TOTAL	18.228	16.102	183.840	16.537	164.940	13,20 ▲	10,23 ▲	11,46 ▲

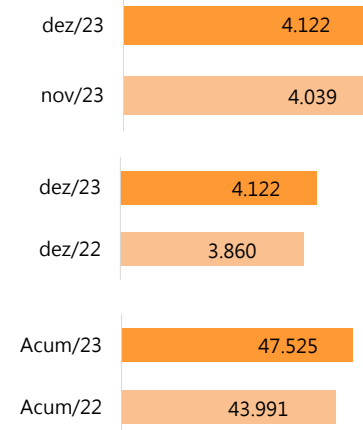
AUTOS + COMERCIAIS LEVES



CAMINHÕES



MOTOS



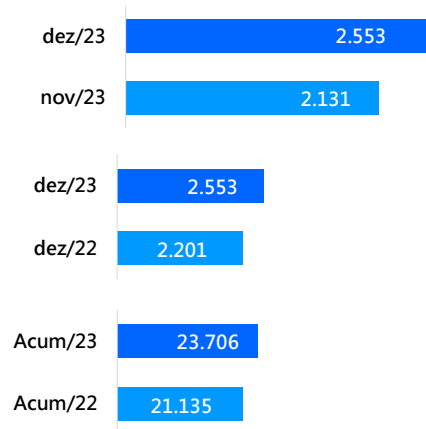
Resumo Mensal Dezembro de 2023



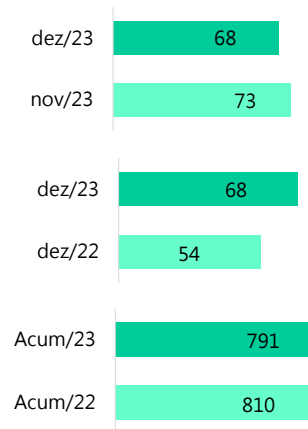
GRANDE FLORIANÓPOLIS

Segmentos	2023 Dez (A)	2023 Nov (B)	2023 Acumulado (C)	2022 Dez (D)	2022 Acumulado (E)	Varição (%) (A)/(B)	Varição (%) (A)/(D)	Varição (%) (C)/(E)
A) Autos	2.131	1.782	20.512	1.894	18.224	19,58	12,51	12,55
B) Com. Leves	422	349	3.194	307	2.911	20,92	37,46	9,72
A + B	2.553	2.131	23.706	2.201	21.135	19,80	15,99	12,16
C) Caminhões	68	73	791	54	810	-6,85	25,93	-2,35
D) Ônibus	14	2	84	7	335	600,00	100,00	-74,93
C+D	82	75	875	61	1.145	9,33	34,43	-23,58
Subtotal	2.635	2.206	24.581	2.262	22.280	19,45	16,49	10,33
E) Motos	1.119	1.177	12.929	982	11.727	-4,93	13,95	10,25
F) Impl. Rod.	38	39	451	64	508	-2,56	-40,63	-11,22
Outros	185	176	1.765	130	1.672	5,11	42,31	5,56
TOTAL	3.977	3.598	39.726	3.438	36.187	10,53	15,68	9,78

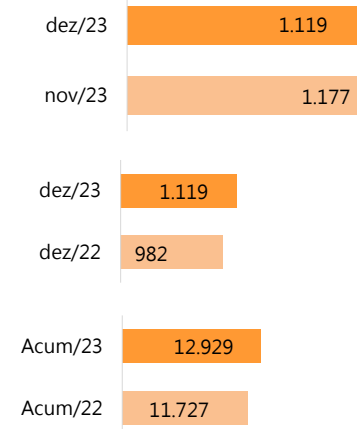
AUTOS + COMERCIAIS LEVES



CAMINHÕES



MOTOS



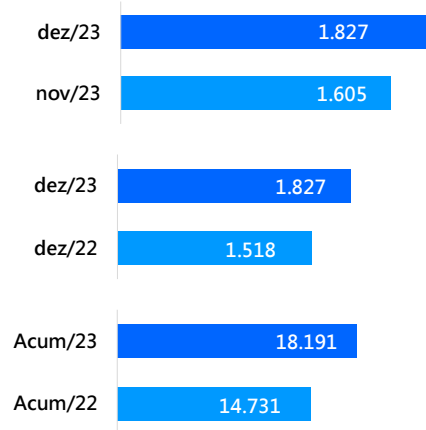
Resumo Mensal Dezembro de 2023



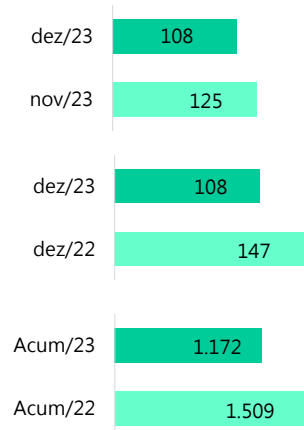
NORTE

Segmentos	2023 Dez (A)	2023 Nov (B)	2023 Acumulado (C)	2022 Dez (D)	2022 Acumulado (E)	Varição (%) (A)/(B)	Varição (%) (A)/(D)	Varição (%) (C)/(E)
A) Autos	1.457	1.235	14.526	1.257	12.273	17,98	15,91	18,36
B) Com. Leves	370	370	3.665	261	2.458	0,00	41,76	49,10
A + B	1.827	1.605	18.191	1.518	14.731	13,83	20,36	23,49
C) Caminhões	108	125	1.172	147	1.509	-13,60	-26,53	-22,33
D) Ônibus	10	10	115	11	149	0,00	-9,09	-22,82
C+D	118	135	1.287	158	1.658	-12,59	-25,32	-22,38
Subtotal	1.945	1.740	19.478	1.676	16.389	11,78	16,05	18,85
E) Motos	651	597	7.470	611	7.013	9,05	6,55	6,52
F) Impl. Rod.	174	172	1.561	118	1.499	1,16	47,46	4,14
Outros	236	212	2.447	173	2.418	11,32	36,42	1,20
TOTAL	3.006	2.721	30.956	2.578	27.319	10,47	16,60	13,31

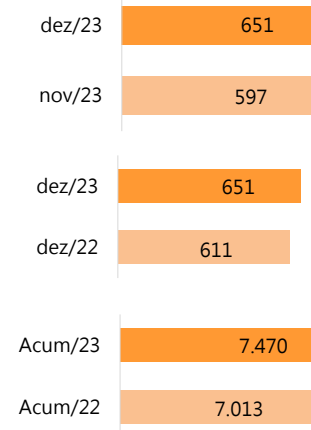
AUTOS + COMERCIAIS LEVES



CAMINHÕES



MOTOS




Resumo Mensal Dezembro de 2023



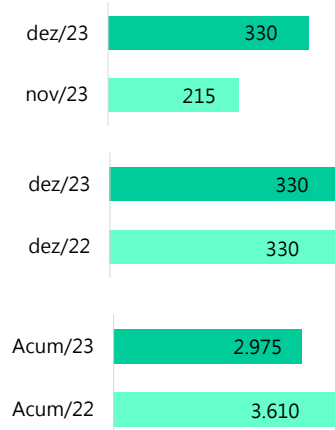
OESTE

Segmentos	2023 Dez (A)	2023 Nov (B)	2023 Acumulado (C)	2022 Dez (D)	2022 Acumulado (E)	Varição (%) (A)/(B)	Varição (%) (A)/(D)	Varição (%) (C)/(E)
A) Autos	1.186	903	10.709	1.182	9.667	31,34	0,34	10,78
B) Com. Leves	451	388	4.433	363	3.107	16,24	24,24	42,68
A + B	1.637	1.291	15.142	1.545	12.774	26,80	5,95	18,54
C) Caminhões	330	215	2.975	330	3.610	53,49	0,00	-17,59
D) Ônibus	4	9	122	9	163	-55,56	-55,56	-25,15
C+D	334	224	3.097	339	3.773	49,11	-1,47	-17,92
Subtotal	1.971	1.515	18.239	1.884	16.547	30,10	4,62	10,23
E) Motos	592	541	6.531	588	6.239	9,43	0,68	4,68
F) Impl. Rod.	311	225	2.722	257	2.739	38,22	21,01	-0,62
Outros	127	143	1.701	155	1.869	-11,19	-18,06	-8,99
TOTAL	3.001	2.424	29.193	2.884	27.394	23,80	4,06	6,57

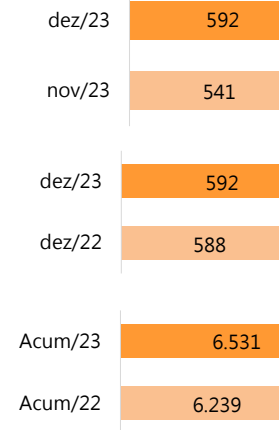
AUTOS + COMERCIAIS LEVES



CAMINHÕES



MOTOS



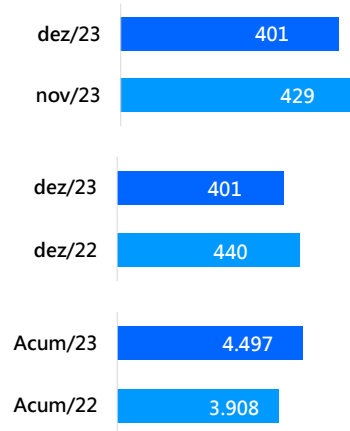
Resumo Mensal Dezembro de 2023



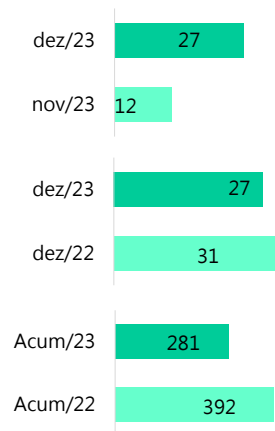
PLANALTO SERRANO

Segmentos	2023 Dez (A)	2023 Nov (B)	2023 Acumulado (C)	2022 Dez (D)	2022 Acumulado (E)	Varição (%) (A)/(B)	Varição (%) (A)/(D)	Varição (%) (C)/(E)
A) Autos	280	272	3.063	335	2.876	2,94	-16,42	6,50
B) Com. Leves	121	157	1.434	105	1.032	-22,93	15,24	38,95
A + B	401	429	4.497	440	3.908	-6,53	-8,86	15,07
C) Caminhões	27	12	281	31	392	125,00	-12,90	-28,32
D) Ônibus	4	1	22	2	59	300,00	100,00	-62,71
C+D	31	13	303	33	451	138,46	-6,06	-32,82
Subtotal	432	442	4.800	473	4.359	-2,26	-8,67	10,12
E) Motos	109	106	1.276	121	1.248	2,83	-9,92	2,24
F) Impl. Rod.	28	18	262	22	266	55,56	27,27	-1,50
Outros	47	32	513	44	514	46,88	6,82	-0,19
TOTAL	616	598	6.851	660	6.387	3,01	-6,67	7,26

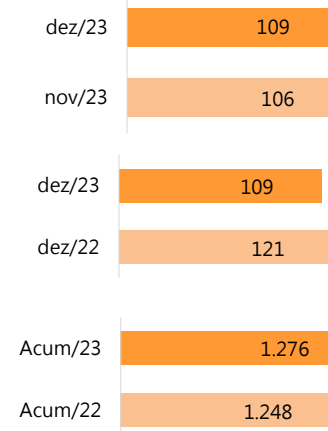
AUTOS + COMERCIAIS LEVES



CAMINHÕES



MOTOS

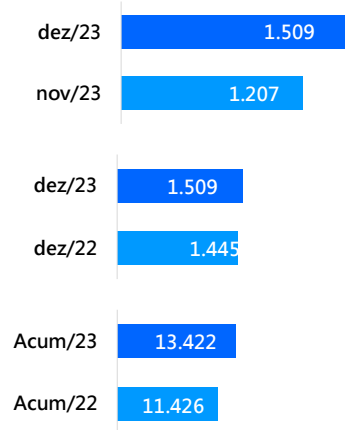


Resumo Mensal
Dezembro de 2023

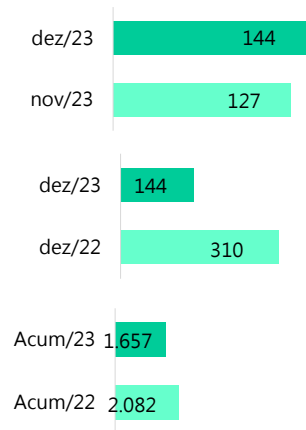
SUL

Segmentos	2023 Dez (A)	2023 Nov (B)	2023 Acumulado (C)	2022 Dez (D)	2022 Acumulado (E)	Varição (%) (A)/(B)	Varição (%) (A)/(D)	Varição (%) (C)/(E)
A) Autos	1.202	904	10.464	1.216	9.364	32,96	-1,15	11,75
B) Com. Leves	307	303	2.958	229	2.062	1,32	34,06	43,45
A + B	1.509	1.207	13.422	1.445	11.426	25,02	4,43	17,47
C) Caminhões	144	127	1.657	310	2.082	13,39	-53,55	-20,41
D) Ônibus	9	3	77	1	67	200,00	800,00	14,93
C+D	153	130	1.734	311	2.149	17,69	-50,80	-19,31
Subtotal	1.662	1.337	15.156	1.756	13.575	24,31	-5,35	11,65
E) Motos	386	405	4.627	415	4.617	-4,69	-6,99	0,22
F) Impl. Rod.	222	257	3.109	277	2.158	-13,62	-19,86	44,07
Outros	186	231	2.138	181	1.948	-19,48	2,76	9,75
TOTAL	2.456	2.230	25.030	2.629	22.298	10,13	-6,58	12,25

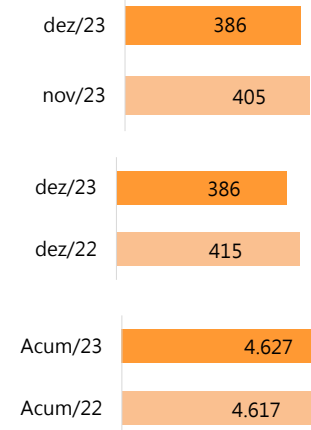
AUTOS + COMERCIAIS LEVES



CAMINHÕES



MOTOS



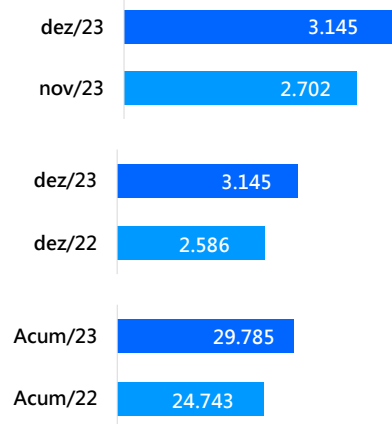
Resumo Mensal Dezembro de 2023



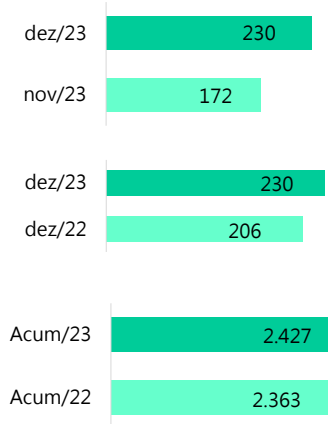
VALE DO ITAJAÍ

Segmentos	2023 Dez (A)	2023 Nov (B)	2023 Acumulado (C)	2022 Dez (D)	2022 Acumulado (E)	Varição (%) (A)/(B)	Varição (%) (A)/(D)	Varição (%) (C)/(E)
A) Autos	2.629	2.209	24.673	2.236	21.103	19,01	17,58	16,92
B) Com. Leves	516	493	5.112	350	3.640	4,67	47,43	40,44
A + B	3.145	2.702	29.785	2.586	24.743	16,40	21,62	20,38
C) Caminhões	230	172	2.427	206	2.363	33,72	11,65	2,71
D) Ônibus	8	6	118	5	121	33,33	60,00	-2,48
C+D	238	178	2.545	211	2.484	33,71	12,80	2,46
Subtotal	3.383	2.880	32.330	2.797	27.227	17,47	20,95	18,74
E) Motos	1.265	1.213	14.692	1.143	13.147	4,29	10,67	11,75
F) Impl. Rod.	271	205	2.463	193	2.344	32,20	40,41	5,08
Outros	253	233	2.599	215	2.637	8,58	17,67	-1,44
TOTAL	5.172	4.531	52.084	4.348	45.355	14,15	18,95	14,84

AUTOS + COMERCIAIS LEVES



CAMINHÕES



MOTOS

