

Resumo Mensal

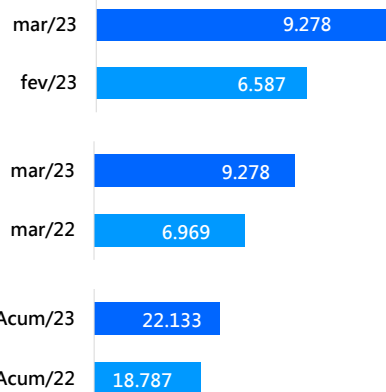
Março de 2023



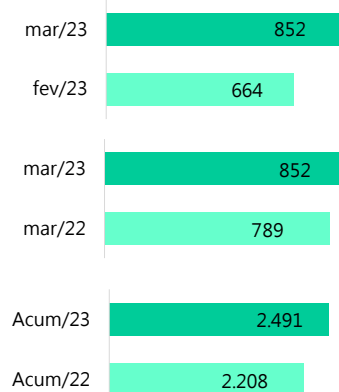
SANTA CATARINA

Segmentos	2023 Mar (A)	2023 Fev (B)	2023 Acumulado (C)	2022 Mar (D)	2022 Acumulado (E)	Varição (%) (A)/(B)	Varição (%) (A)/(D)	Varição (%) (C)/(E)
A) Autos	7.405	5.345	17.948	5.999	15.926	38,54 ▲	23,44 ▲	12,70 ▲
B) Com. Leves	1.873	1.242	4.185	970	2.861	50,81 ▲	93,09 ▲	46,28 ▲
A + B	9.278	6.587	22.133	6.969	18.787	40,85 ▲	33,13 ▲	17,81 ▲
C) Caminhões	852	664	2.491	789	2.208	28,31 ▲	7,98 ▲	12,82 ▲
D) Ônibus	52	50	151	125	307	4,00 ▲	-58,40 ▼	-50,81 ▼
C+D	904	714	2.642	914	2.515	26,61 ▲	-1,09 ▼	5,05 ▲
Subtotal	10.182	7.301	24.775	7.883	21.302	39,46 ▲	29,16 ▲	16,30 ▲
E) Motos	4.844	3.177	11.351	4.099	9.465	52,47 ▲	18,18 ▲	19,93 ▲
F) Impl. Rod.	871	676	2.286	722	2.203	28,85 ▲	20,64 ▲	3,77 ▲
Outros	1.021	853	2.702	993	2.663	19,70 ▲	2,82 ▲	1,46 ▲
TOTAL	16.918	12.007	41.114	13.697	35.633	40,90 ▲	23,52 ▲	15,38 ▲

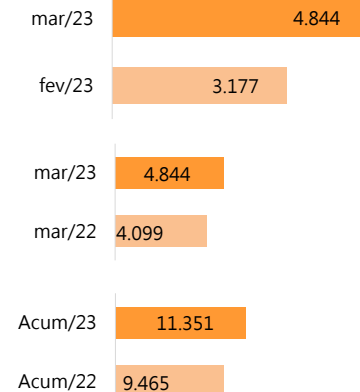
AUTOS + COMERCIAIS LEVES



CAMINHÕES



MOTOS



Resumo Mensal

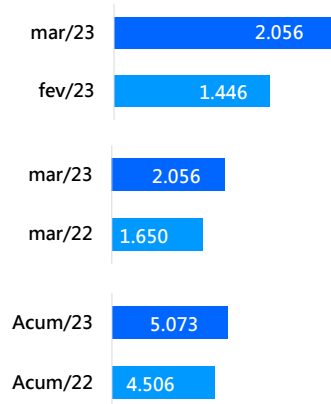
Março de 2023



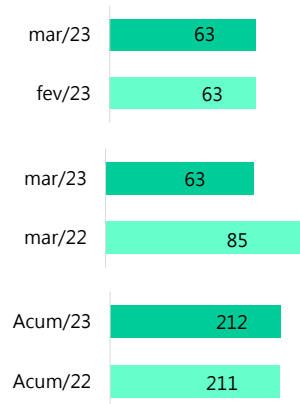
GRANDE FLORIANÓPOLIS

Segmentos	2023 Mar (A)	2023 Fev (B)	2023 Acumulado (C)	2022 Mar (D)	2022 Acumulado (E)	Varição (%) (A)/(B)	Varição (%) (A)/(D)	Varição (%) (C)/(E)
A) Autos	1.764	1.272	4.429	1.485	4.010	38,68	18,79	10,45
B) Com. Leves	292	174	644	165	496	67,82	76,97	29,84
A + B	2.056	1.446	5.073	1.650	4.506	42,19	24,61	12,58
C) Caminhões	63	63	212	85	211	0,00	-25,88	0,47
D) Ônibus	18	11	30	54	146	63,64	-66,67	-79,45
C+D	81	74	242	139	357	9,46	-41,73	-32,21
Subtotal	2.137	1.520	5.315	1.789	4.863	40,59	19,45	9,29
E) Motos	1.261	798	3.003	1.097	2.577	58,02	14,95	16,53
F) Impl. Rod.	36	31	78	41	127	16,13	-12,20	-38,58
Outros	165	143	487	145	405	15,38	13,79	20,25
TOTAL	3.599	2.492	8.883	3.072	7.972	44,42	17,15	11,43

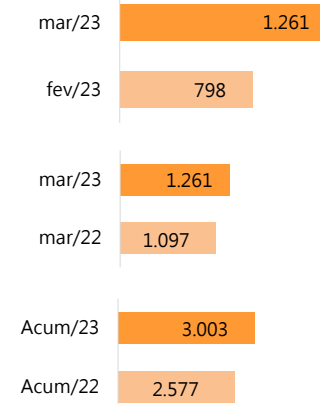
AUTOS + COMERCIAIS LEVES



CAMINHÕES



MOTOS



Resumo Mensal

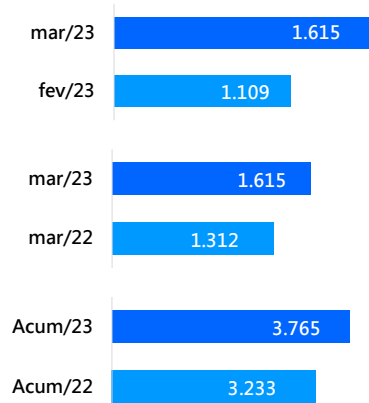
Março de 2023



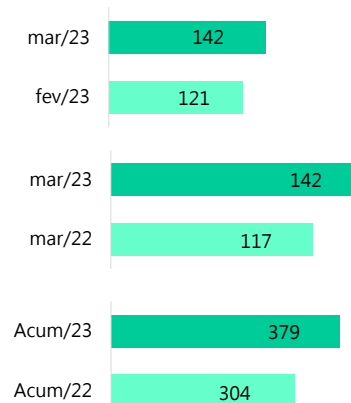
NORTE

Segmentos	2023 Mar (A)	2023 Fev (B)	2023 Acumulado (C)	2022 Mar (D)	2022 Acumulado (E)	Varição (%) (A)/(B)	Varição (%) (A)/(D)	Varição (%) (C)/(E)
A) Autos	1.282	902	3.060	1.137	2.771	42,13	12,75	10,43
B) Com. Leves	333	207	705	175	462	60,87	90,29	52,60
A + B	1.615	1.109	3.765	1.312	3.233	45,63	23,09	16,46
C) Caminhões	142	121	379	117	304	17,36	21,37	24,67
D) Ônibus	9	5	22	26	40	80,00	-65,38	-45,00
C+D	151	126	401	143	344	19,84	5,59	16,57
Subtotal	1.766	1.235	4.166	1.455	3.577	43,00	21,37	16,47
E) Motos	765	524	1.850	674	1.545	45,99	13,50	19,74
F) Impl. Rod.	147	86	318	130	485	70,93	13,08	-34,43
Outros	228	208	585	215	585	9,62	6,05	0,00
TOTAL	2.906	2.053	6.919	2.474	6.192	41,55	17,46	11,74

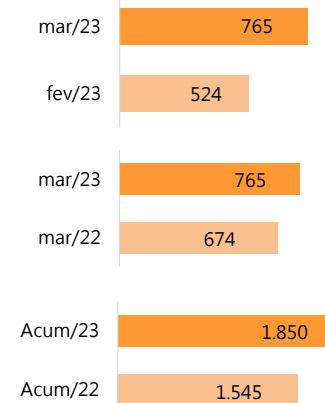
AUTOS + COMERCIAIS LEVES



CAMINHÕES



MOTOS



Resumo Mensal

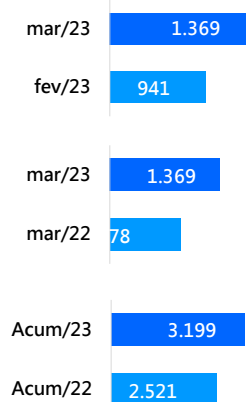
Março de 2023



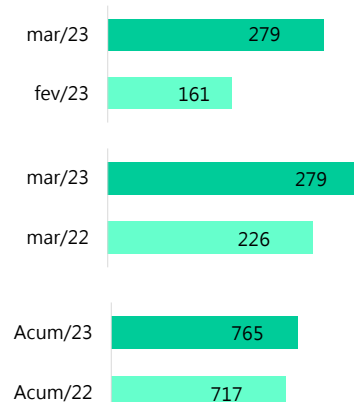
OESTE

Segmentos	2023 Mar (A)	2023 Fev (B)	2023 Acumulado (C)	2022 Mar (D)	2022 Acumulado (E)	Varição (%) (A)/(B)	Varição (%) (A)/(D)	Varição (%) (C)/(E)
A) Autos	975	665	2.295	715	1.944	46,62	36,36	18,06
B) Com. Leves	394	276	904	163	577	42,75	141,72	56,67
A + B	1.369	941	3.199	878	2.521	45,48	55,92	26,89
C) Caminhões	279	161	765	226	717	73,29	23,45	6,69
D) Ônibus	12	16	35	13	35	-25,00	-7,69	0,00
C+D	291	177	800	239	752	64,41	21,76	6,38
Subtotal	1.660	1.118	3.999	1.117	3.273	48,48	48,61	22,18
E) Motos	623	424	1.526	520	1.338	46,93	19,81	14,05
F) Impl. Rod.	201	181	613	227	618	11,05	-11,45	-0,81
Outros	157	141	438	162	431	11,35	-3,09	1,62
TOTAL	2.641	1.864	6.576	2.026	5.660	41,68	30,36	16,18

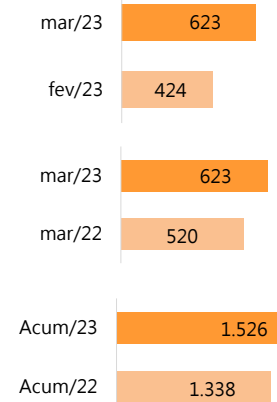
AUTOS + COMERCIAIS LEVES



CAMINHÕES



MOTOS



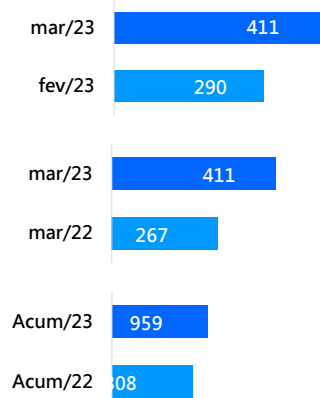
Resumo Mensal



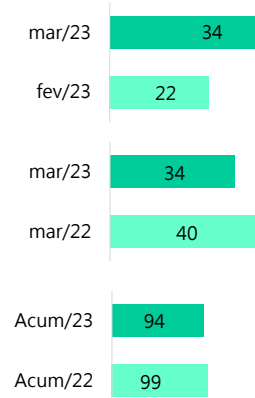
PLANALTO SERRANO

Segmentos	2023 Mar (A)	2023 Fev (B)	2023 Acumulado (C)	2022 Mar (D)	2022 Acumulado (E)	Varição (%) (A)/(B)	Varição (%) (A)/(D)	Varição (%) (C)/(E)
A) Autos	290	200	674	213	600	45,00	36,15	12,33
B) Com. Leves	121	90	285	54	208	34,44	124,07	37,02
A + B	411	290	959	267	808	41,72	53,93	18,69
C) Caminhões	34	22	94	40	99	54,55	-15,00	-5,05
D) Ônibus	-	1	4	14	26	-100,00	-100,00	-84,62
C+D	34	23	98	54	125	47,83	-37,04	-21,60
Subtotal	445	313	1.057	321	933	42,17	38,63	13,29
E) Motos	124	71	307	117	265	74,65	5,98	15,85
F) Impl. Rod.	33	32	71	27	80	3,13	22,22	-11,25
Outros	52	35	131	40	117	48,57	30,00	11,97
TOTAL	654	451	1.566	505	1.395	45,01	29,50	12,26

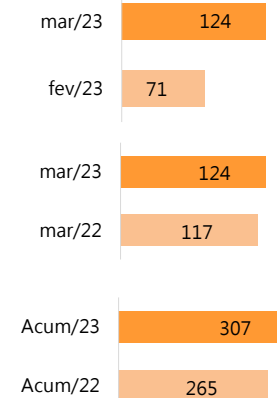
AUTOS + COMERCIAIS LEVES



CAMINHÕES



MOTOS



Resumo Mensal

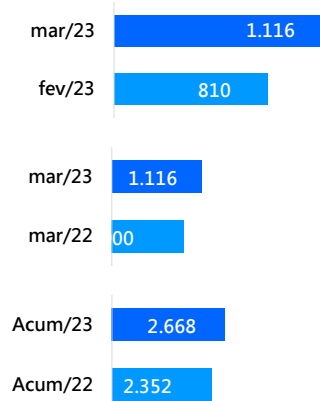
Março de 2023



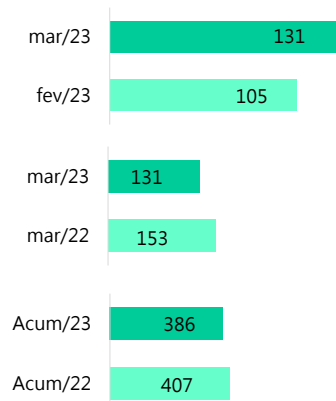
SUL

Segmentos	2023 Mar (A)	2023 Fev (B)	2023 Acumulado (C)	2022 Mar (D)	2022 Acumulado (E)	Varição (%) (A)/(B)	Varição (%) (A)/(D)	Varição (%) (C)/(E)
A) Autos	872	659	2.145	760	1.990	32,32	14,74	7,79
B) Com. Leves	244	151	523	140	362	61,59	74,29	44,48
A + B	1.116	810	2.668	900	2.352	37,78	24,00	13,44
C) Caminhões	131	105	386	153	407	24,76	-14,38	-5,16
D) Ônibus	3	13	32	1	14	-76,92	200,00	128,57
C+D	134	118	418	154	421	13,56	-12,99	-0,71
Subtotal	1.250	928	3.086	1.054	2.773	34,70	18,60	11,29
E) Motos	464	311	1.147	402	915	49,20	15,42	25,36
F) Impl. Rod.	269	201	696	156	421	33,83	72,44	65,32
Outros	182	140	483	184	487	30,00	-1,09	-0,82
TOTAL	2.165	1.580	5.412	1.796	4.596	37,03	20,55	17,75

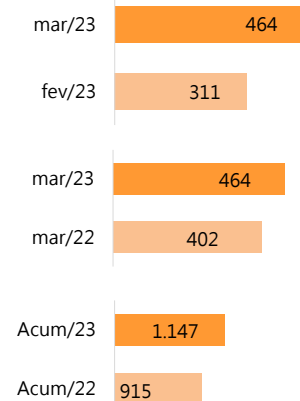
AUTOS + COMERCIAIS LEVES



CAMINHÕES



MOTOS



Resumo Mensal

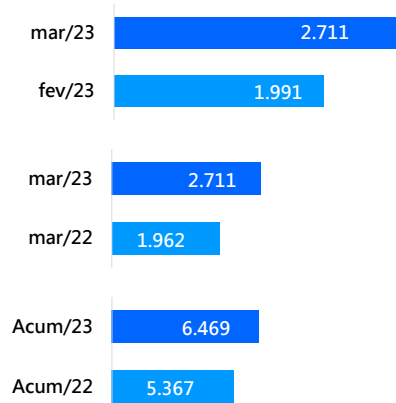
Março de 2023



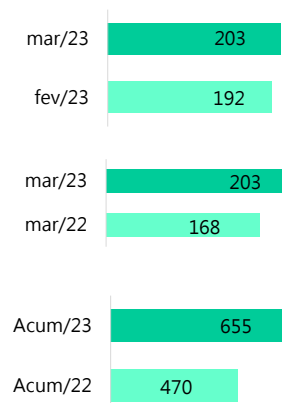
VALE DO ITAJAÍ

Segmentos	2023 Mar (A)	2023 Fev (B)	2023 Acumulado (C)	2022 Mar (D)	2022 Acumulado (E)	Varição (%) (A)/(B)	Varição (%) (A)/(D)	Varição (%) (C)/(E)
A) Autos	2.222	1.647	5.345	1.689	4.611	34,91	31,56	15,92
B) Com. Leves	489	344	1.124	273	756	42,15	79,12	48,68
A + B	2.711	1.991	6.469	1.962	5.367	36,16	38,18	20,53
C) Caminhões	203	192	655	168	470	5,73	20,83	39,36
D) Ônibus	10	4	28	17	46	150,00	-41,18	-39,13
C+D	213	196	683	185	516	8,67	15,14	32,36
Subtotal	2.924	2.187	7.152	2.147	5.883	33,70	36,19	21,57
E) Motos	1.607	1.049	3.518	1.289	2.825	53,19	24,67	24,53
F) Impl. Rod.	185	145	510	141	472	27,59	31,21	8,05
Outros	237	186	578	247	638	27,42	-4,05	-9,40
TOTAL	4.953	3.567	11.758	3.824	9.818	38,86	29,52	19,76

AUTOS + COMERCIAIS LEVES



CAMINHÕES



MOTOS

