


Resumo Mensal Fevereiro de 2023



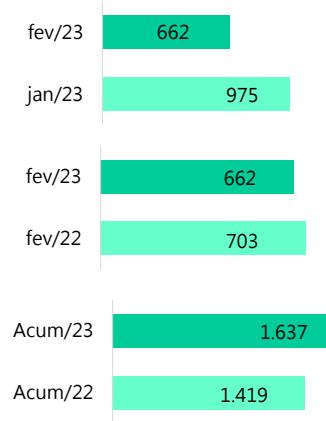
SANTA CATARINA

| Segmentos | 2023 Fev (A) | 2023 Jan (B) | 2023 Acumulado (C) | 2022 Fev (D) | 2022 Acumulado (E) | Varição (%) (A)/(B) | Varição (%) (A)/(D) | Varição (%) (C)/(E) |
|-----------------|--------------------|--------------------|--------------------------|--------------------|--------------------------|---------------------------|---------------------------|---------------------------|
| A) Autos | 5.345 | 5.198 | 10.543 | 5.301 | 9.927 | 2,83 ▲ | 0,83 ▲ | 6,21 ▲ |
| B) Com. Leves | 1.242 | 1.070 | 2.312 | 995 | 1.891 | 16,07 ▲ | 24,82 ▲ | 22,26 ▲ |
| A + B | 6.587 | 6.268 | 12.855 | 6.296 | 11.818 | 5,09 ▲ | 4,62 ▲ | 8,77 ▲ |
| C) Caminhões | 662 | 975 | 1.637 | 703 | 1.419 | -32,10 ▼ | -5,83 ▼ | 15,36 ▲ |
| D) Ônibus | 50 | 49 | 99 | 52 | 182 | 2,04 ▲ | -3,85 ▼ | -45,60 ▼ |
| C+D | 712 | 1.024 | 1.736 | 755 | 1.601 | -30,47 ▼ | -5,70 ▼ | 8,43 ▲ |
| Subtotal | 7.299 | 7.292 | 14.591 | 7.051 | 13.419 | 0,10 ▲ | 3,52 ▲ | 8,73 ▲ |
| E) Motos | 3.177 | 3.330 | 6.507 | 2.599 | 5.366 | -4,59 ▼ | 22,24 ▲ | 21,26 ▲ |
| F) Impl. Rod. | 673 | 739 | 1.412 | 774 | 1.481 | -8,93 ▼ | -13,05 ▼ | -4,66 ▼ |
| Outros | 831 | 828 | 1.659 | 879 | 1.670 | 0,36 ▲ | -5,46 ▼ | -0,66 ▼ |
| TOTAL | 11.980 | 12.189 | 24.169 | 11.303 | 21.936 | -1,71 ▼ | 5,99 ▲ | 10,18 ▲ |

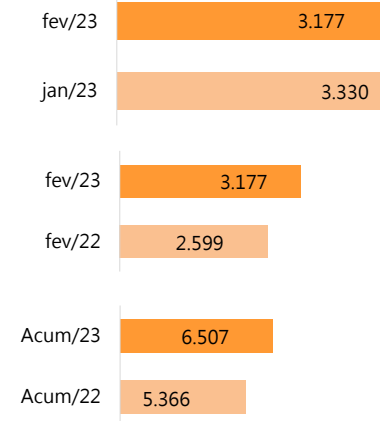
AUTOS + COMERCIAIS LEVES



CAMINHÕES



MOTOS



Resumo Mensal

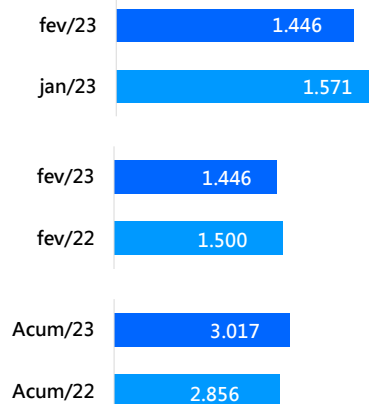
Fevereiro de 2023



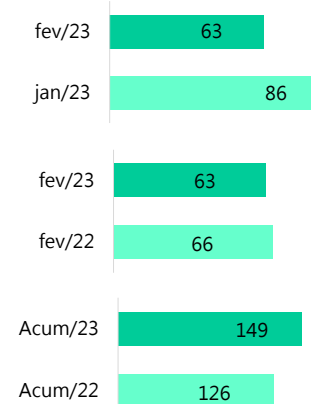
GRANDE FLORIANÓPOLIS

| Segmentos | 2023 Fev (A) | 2023 Jan (B) | 2023 Acumulado (C) | 2022 Fev (D) | 2022 Acumulado (E) | Varição (%) (A)/(B) | Varição (%) (A)/(D) | Varição (%) (C)/(E) |
|-----------------|--------------------|--------------------|--------------------------|--------------------|--------------------------|---------------------------|---------------------------|---------------------------|
| A) Autos | 1.272 | 1.393 | 2.665 | 1.319 | 2.525 | -8,69 | -3,56 | 5,54 |
| B) Com. Leves | 174 | 178 | 352 | 181 | 331 | -2,25 | -3,87 | 6,34 |
| A + B | 1.446 | 1.571 | 3.017 | 1.500 | 2.856 | -7,96 | -3,60 | 5,64 |
| C) Caminhões | 63 | 86 | 149 | 66 | 126 | -26,74 | -4,55 | 18,25 |
| D) Ônibus | 11 | 1 | 12 | 5 | 92 | 1000,00 | 120,00 | -86,96 |
| C+D | 74 | 87 | 161 | 71 | 218 | -14,94 | 4,23 | -26,15 |
| Subtotal | 1.520 | 1.658 | 3.178 | 1.571 | 3.074 | -8,32 | -3,25 | 3,38 |
| E) Motos | 799 | 944 | 1.743 | 777 | 1.480 | -15,36 | 2,83 | 17,77 |
| F) Impl. Rod. | 31 | 11 | 42 | 46 | 86 | 181,82 | -32,61 | -51,16 |
| Outros | 140 | 179 | 319 | 129 | 260 | -21,79 | 8,53 | 22,69 |
| TOTAL | 2.490 | 2.792 | 5.282 | 2.523 | 4.900 | -10,82 | -1,31 | 7,80 |

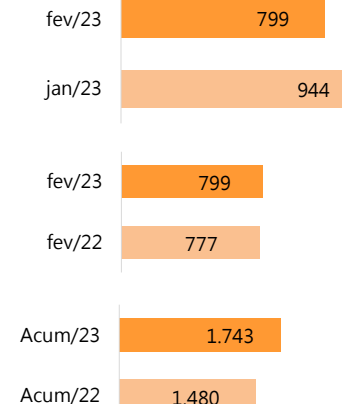
AUTOS + COMERCIAIS LEVES



CAMINHÕES



MOTOS



Resumo Mensal

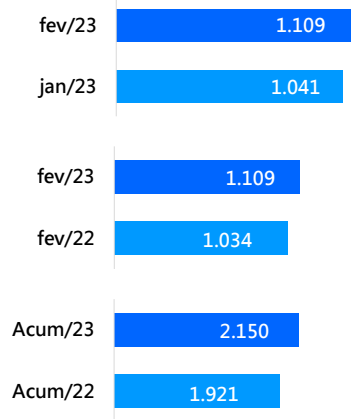
Fevereiro de 2023



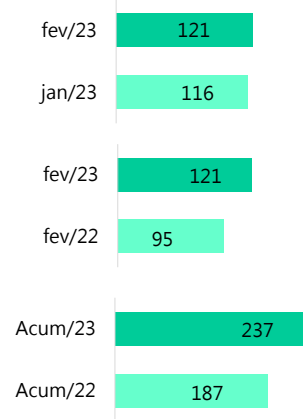
NORTE

| Segmentos | 2023 Fev (A) | 2023 Jan (B) | 2023 Acumulado (C) | 2022 Fev (D) | 2022 Acumulado (E) | Varição (%) (A)/(B) | Varição (%) (A)/(D) | Varição (%) (C)/(E) |
|-----------------|--------------------|--------------------|--------------------------|--------------------|--------------------------|---------------------------|---------------------------|---------------------------|
| A) Autos | 902 | 876 | 1.778 | 883 | 1.634 | 2,97 | 2,15 | 8,81 |
| B) Com. Leves | 207 | 165 | 372 | 151 | 287 | 25,45 | 37,09 | 29,62 |
| A + B | 1.109 | 1.041 | 2.150 | 1.034 | 1.921 | 6,53 | 7,25 | 11,92 |
| C) Caminhões | 121 | 116 | 237 | 95 | 187 | 4,31 | 27,37 | 26,74 |
| D) Ônibus | 5 | 8 | 13 | 12 | 14 | -37,50 | -58,33 | -7,14 |
| C+D | 126 | 124 | 250 | 107 | 201 | 1,61 | 17,76 | 24,38 |
| Subtotal | 1.235 | 1.165 | 2.400 | 1.141 | 2.122 | 6,01 | 8,24 | 13,10 |
| E) Motos | 524 | 561 | 1.085 | 421 | 871 | -6,60 | 24,47 | 24,57 |
| F) Impl. Rod. | 86 | 85 | 171 | 164 | 355 | 1,18 | -47,56 | -51,83 |
| Outros | 196 | 149 | 345 | 196 | 370 | 31,54 | 0,00 | -6,76 |
| TOTAL | 2.041 | 1.960 | 4.001 | 1.922 | 3.718 | 4,13 | 6,19 | 7,61 |

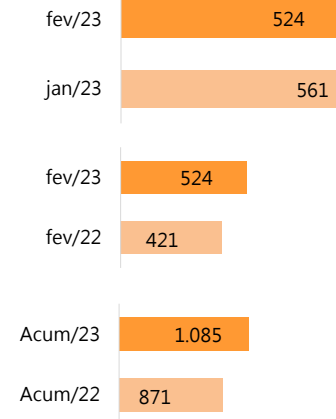
AUTOS + COMERCIAIS LEVES



CAMINHÕES



MOTOS



Resumo Mensal

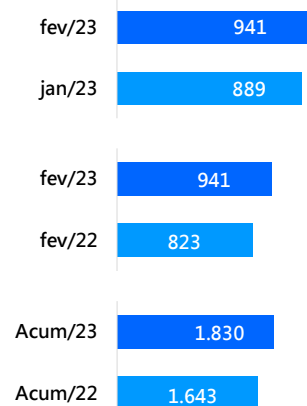
Fevereiro de 2023



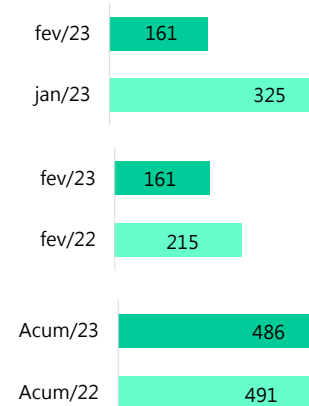
OESTE

| Segmentos | 2023 Fev (A) | 2023 Jan (B) | 2023 Acumulado (C) | 2022 Fev (D) | 2022 Acumulado (E) | Varição (%) (A)/(B) | Varição (%) (A)/(D) | Varição (%) (C)/(E) |
|-----------------|--------------------|--------------------|--------------------------|--------------------|--------------------------|---------------------------|---------------------------|---------------------------|
| A) Autos | 665 | 655 | 1.320 | 607 | 1.229 | 1,53 | 9,56 | 7,40 |
| B) Com. Leves | 276 | 234 | 510 | 216 | 414 | 17,95 | 27,78 | 23,19 |
| A + B | 941 | 889 | 1.830 | 823 | 1.643 | 5,85 | 14,34 | 11,38 |
| C) Caminhões | 161 | 325 | 486 | 215 | 491 | -50,46 | -25,12 | -1,02 |
| D) Ônibus | 16 | 7 | 23 | 10 | 22 | 128,57 | 60,00 | 4,55 |
| C+D | 177 | 332 | 509 | 225 | 513 | -46,69 | -21,33 | -0,78 |
| Subtotal | 1.118 | 1.221 | 2.339 | 1.048 | 2.156 | -8,44 | 6,68 | 8,49 |
| E) Motos | 424 | 479 | 903 | 381 | 818 | -11,48 | 11,29 | 10,39 |
| F) Impl. Rod. | 180 | 231 | 411 | 222 | 391 | -22,08 | -18,92 | 5,12 |
| Outros | 139 | 140 | 279 | 140 | 269 | -0,71 | -0,71 | 3,72 |
| TOTAL | 1.861 | 2.071 | 3.932 | 1.791 | 3.634 | -10,14 | 3,91 | 8,20 |

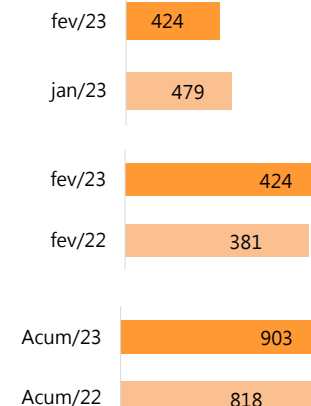
AUTOS + COMERCIAIS LEVES



CAMINHÕES



MOTOS



Resumo Mensal

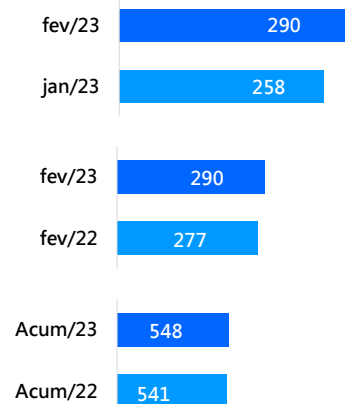
Fevereiro de 2023



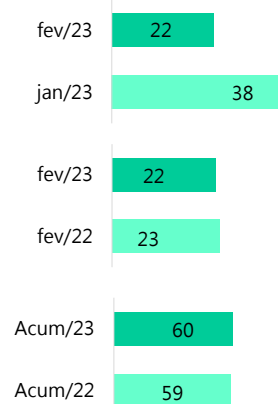
PLANALTO SERRANO

| Segmentos | 2023 Fev (A) | 2023 Jan (B) | 2023 Acumulado (C) | 2022 Fev (D) | 2022 Acumulado (E) | Varição (%) (A)/(B) | Varição (%) (A)/(D) | Varição (%) (C)/(E) |
|-----------------|--------------------|--------------------|--------------------------|--------------------|--------------------------|---------------------------|---------------------------|---------------------------|
| A) Autos | 200 | 184 | 384 | 213 | 387 | 8,70 | -6,10 | -0,78 |
| B) Com. Leves | 90 | 74 | 164 | 64 | 154 | 21,62 | 40,63 | 6,49 |
| A + B | 290 | 258 | 548 | 277 | 541 | 12,40 | 4,69 | 1,29 |
| C) Caminhões | 22 | 38 | 60 | 23 | 59 | -42,11 | -4,35 | 1,69 |
| D) Ônibus | 1 | 3 | 4 | 4 | 12 | -66,67 | -75,00 | -66,67 |
| C+D | 23 | 41 | 64 | 27 | 71 | -43,90 | -14,81 | -9,86 |
| Subtotal | 313 | 299 | 612 | 304 | 612 | 4,68 | 2,96 | 0,00 |
| E) Motos | 71 | 112 | 183 | 56 | 148 | -36,61 | 26,79 | 23,65 |
| F) Impl. Rod. | 32 | 6 | 38 | 25 | 53 | 433,33 | 28,00 | -28,30 |
| Outros | 35 | 44 | 79 | 42 | 77 | -20,45 | -16,67 | 2,60 |
| TOTAL | 451 | 461 | 912 | 427 | 890 | -2,17 | 5,62 | 2,47 |

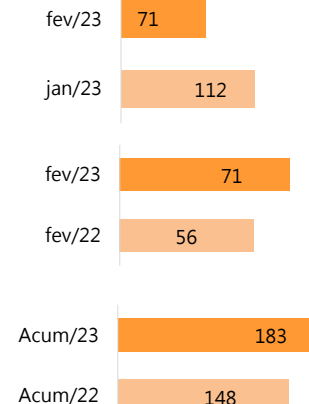
AUTOS + COMERCIAIS LEVES



CAMINHÕES



MOTOS



Resumo Mensal

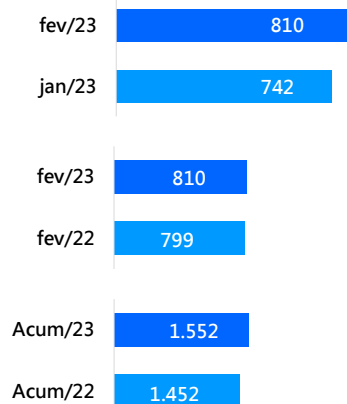
Fevereiro de 2023



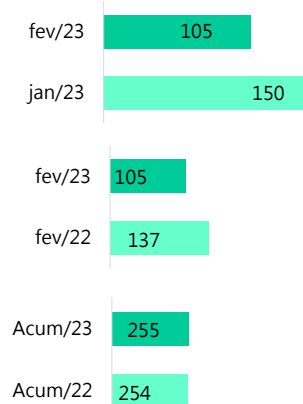
SUL

| Segmentos | 2023 Fev (A) | 2023 Jan (B) | 2023 Acumulado (C) | 2022 Fev (D) | 2022 Acumulado (E) | Varição (%) (A)/(B) | Varição (%) (A)/(D) | Varição (%) (C)/(E) |
|-----------------|--------------------|--------------------|--------------------------|--------------------|--------------------------|---------------------------|---------------------------|---------------------------|
| A) Autos | 659 | 614 | 1.273 | 683 | 1.230 | 7,33 | -3,51 | 3,50 |
| B) Com. Leves | 151 | 128 | 279 | 116 | 222 | 17,97 | 30,17 | 25,68 |
| A + B | 810 | 742 | 1.552 | 799 | 1.452 | 9,16 | 1,38 | 6,89 |
| C) Caminhões | 105 | 150 | 255 | 137 | 254 | -30,00 | -23,36 | 0,39 |
| D) Ônibus | 13 | 16 | 29 | 12 | 13 | -18,75 | 8,33 | 123,08 |
| C+D | 118 | 166 | 284 | 149 | 267 | -28,92 | -20,81 | 6,37 |
| Subtotal | 928 | 908 | 1.836 | 948 | 1.719 | 2,20 | -2,11 | 6,81 |
| E) Motos | 311 | 372 | 683 | 241 | 513 | -16,40 | 29,05 | 33,14 |
| F) Impl. Rod. | 201 | 226 | 427 | 140 | 265 | -11,06 | 43,57 | 61,13 |
| Outros | 137 | 161 | 298 | 155 | 303 | -14,91 | -11,61 | -1,65 |
| TOTAL | 1.577 | 1.667 | 3.244 | 1.484 | 2.800 | -5,40 | 6,27 | 15,86 |

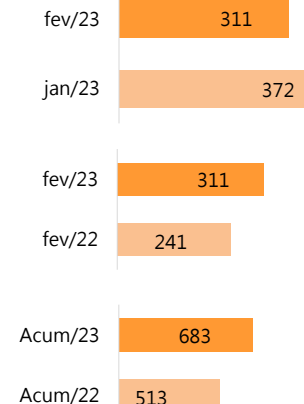
AUTOS + COMERCIAIS LEVES



CAMINHÕES



MOTOS




Resumo Mensal Fevereiro de 2023



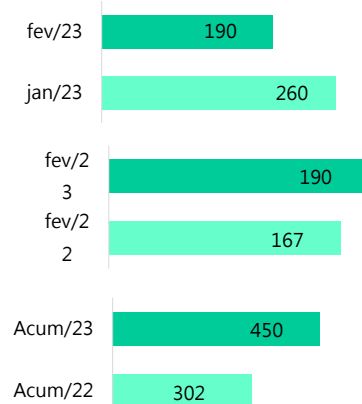
VALE DO ITAJAÍ

| Segmentos | 2023 Fev (A) | 2023 Jan (B) | 2023 Acumulado (C) | 2022 Fev (D) | 2022 Acumulado (E) | Varição (%) (A)/(B) | Varição (%) (A)/(D) | Varição (%) (C)/(E) |
|-----------------|--------------------|--------------------|--------------------------|--------------------|--------------------------|---------------------------|---------------------------|---------------------------|
| A) Autos | 1.647 | 1.476 | 3.123 | 1.596 | 2.922 | 11,59 | 3,20 | 6,88 |
| B) Com. Leves | 344 | 291 | 635 | 267 | 483 | 18,21 | 28,84 | 31,47 |
| A + B | 1.991 | 1.767 | 3.758 | 1.863 | 3.405 | 12,68 | 6,87 | 10,37 |
| C) Caminhões | 190 | 260 | 450 | 167 | 302 | -26,92 | 13,77 | 49,01 |
| D) Ônibus | 4 | 14 | 18 | 9 | 29 | -71,43 | -55,56 | -37,93 |
| C+D | 194 | 274 | 468 | 176 | 331 | -29,20 | 10,23 | 41,39 |
| Subtotal | 2.185 | 2.041 | 4.226 | 2.039 | 3.736 | 7,06 | 7,16 | 13,12 |
| E) Motos | 1.048 | 862 | 1.910 | 723 | 1.536 | 21,58 | 44,95 | 24,35 |
| F) Impl. Rod. | 143 | 180 | 323 | 177 | 331 | -20,56 | -19,21 | -2,42 |
| Outros | 184 | 155 | 339 | 217 | 391 | 18,71 | -15,21 | -13,30 |
| TOTAL | 3.560 | 3.238 | 6.798 | 3.156 | 5.994 | 9,94 | 12,80 | 13,41 |

AUTOS + COMERCIAIS LEVES



CAMINHÕES



MOTOS

