

Resumo Mensal

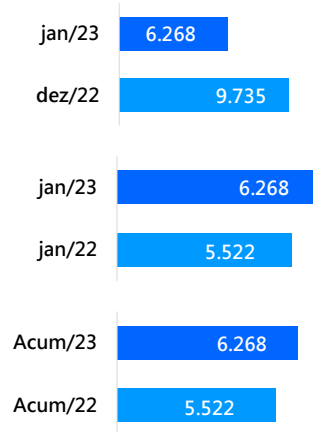
Janeiro de 2023



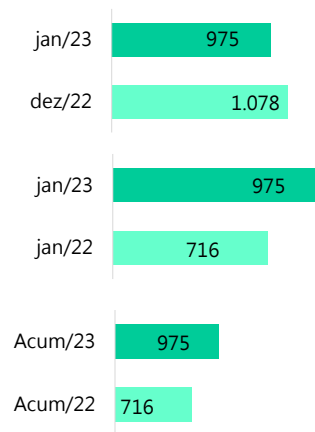
SANTA CATARINA

Segmentos	2023 Jan (A)	2022 Dez (B)	2023 Acumulado (C)	2022 Jan (D)	2022 Acumulado (E)	Varição (%) (A)/(B)	Varição (%) (A)/(D)	Varição (%) (C)/(E)
A) Autos	5.198	8.120	5.198	4.626	4.626	-35,99 ▼	12,36 ▲	12,36 ▲
B) Com. Leves	1.070	1.615	1.070	896	896	-33,75 ▼	19,42 ▲	19,42 ▲
A + B	6.268	9.735	6.268	5.522	5.522	-35,61 ▼	13,51 ▲	13,51 ▲
C) Caminhões	975	1.078	975	716	716	-9,55 ▼	36,17 ▲	36,17 ▲
D) Ônibus	49	35	49	130	130	40,00 ▲	-62,31 ▼	-62,31 ▼
C+D	1.024	1.113	1.024	846	846	-8,00 ▼	21,04 ▲	21,04 ▲
Subtotal	7.292	10.848	7.292	6.368	6.368	-32,78 ▼	14,51 ▲	14,51 ▲
E) Motos	3.328	3.857	3.328	2.767	2.767	-13,72 ▼	20,27 ▲	20,27 ▲
F) Impl. Rod.	739	931	739	707	707	-20,62 ▼	4,53 ▲	4,53 ▲
Outros	828	898	828	791	791	-7,80 ▼	4,68 ▲	4,68 ▲
TOTAL	12.187	16.534	12.187	10.633	10.633	-26,29 ▼	14,61 ▲	14,61 ▲

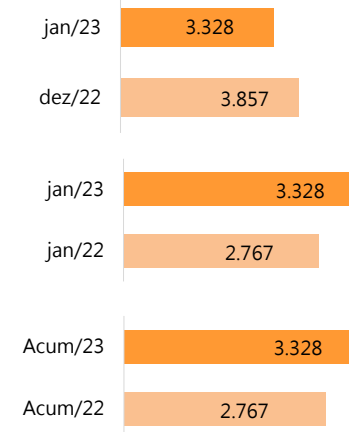
AUTOS + COMERCIAIS LEVES



CAMINHÕES



MOTOS



Resumo Mensal

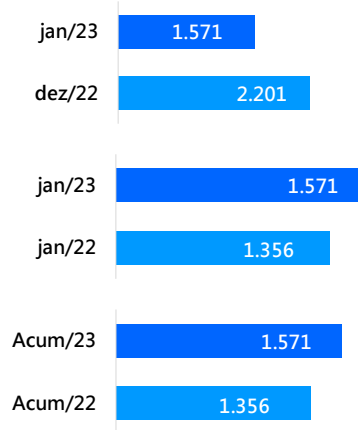
Janeiro de 2023



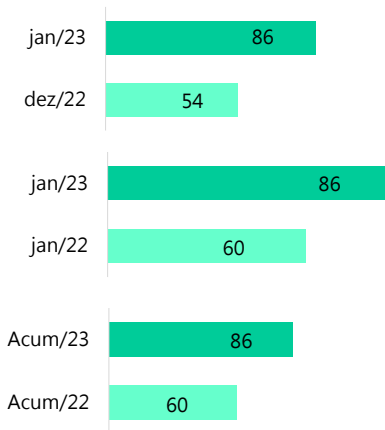
GRANDE FLORIANÓPOLIS

Segmentos	2023 Jan (A)	2022 Dez (B)	2023 Acumulado (C)	2022 Jan (D)	2022 Acumulado (E)	Varição (%) (A)/(B)	Varição (%) (A)/(D)	Varição (%) (C)/(E)
A) Autos	1.393	1.894	1.393	1.206	1.206	-26,45	15,51	15,51
B) Com. Leves	178	307	178	150	150	-42,02	18,67	18,67
A + B	1.571	2.201	1.571	1.356	1.356	-28,62	15,86	15,86
C) Caminhões	86	54	86	60	60	59,26	43,33	43,33
D) Ônibus	1	7	1	87	87	-85,71	-98,85	-98,85
C+D	87	61	87	147	147	42,62	-40,82	-40,82
Subtotal	1.658	2.262	1.658	1.503	1.503	-26,70	10,31	10,31
E) Motos	944	982	944	703	703	-3,87	34,28	34,28
F) Impl. Rod.	11	64	11	40	40	-82,81	-72,50	-72,50
Outros	179	130	179	131	131	37,69	36,64	36,64
TOTAL	2.792	3.438	2.792	2.377	2.377	-18,79	17,46	17,46

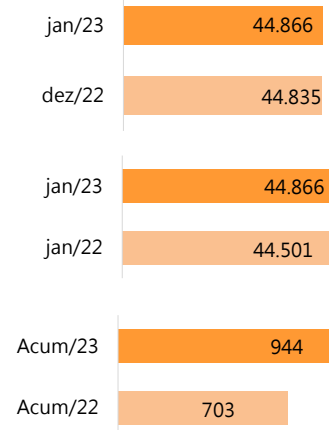
AUTOS + COMERCIAIS LEVES



CAMINHÕES



MOTOS



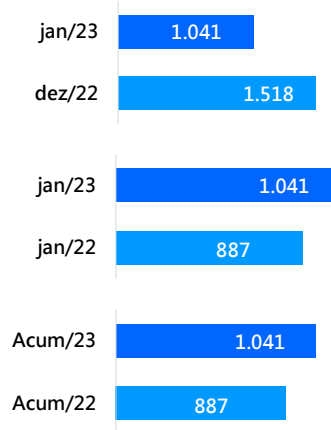
Resumo Mensal Janeiro de 2023



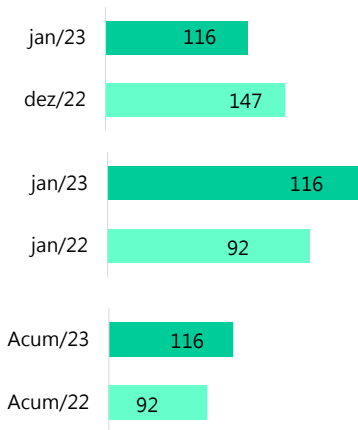
NORTE

Segmentos	2023 Jan (A)	2022 Dez (B)	2023 Acumulado (C)	2022 Jan (D)	2022 Acumulado (E)	Varição (%) (A)/(B)	Varição (%) (A)/(D)	Varição (%) (C)/(E)
A) Autos	876	1.257	876	751	751	-30,31	16,64	16,64
B) Com. Leves	165	261	165	136	136	-36,78	21,32	21,32
A + B	1.041	1.518	1.041	887	887	-31,42	17,36	17,36
C) Caminhões	116	147	116	92	92	-21,09	26,09	26,09
D) Ônibus	8	11	8	2	2	-27,27	300,00	300,00
C+D	124	158	124	94	94	-21,52	31,91	31,91
Subtotal	1.165	1.676	1.165	981	981	-30,49	18,76	18,76
E) Motos	560	611	560	450	450	-8,35	24,44	24,44
F) Impl. Rod.	85	118	85	191	191	-27,97	-55,50	-55,50
Outros	149	173	149	174	174	-13,87	-14,37	-14,37
TOTAL	1.959	2.578	1.959	1.796	1.796	-24,01	9,08	9,08

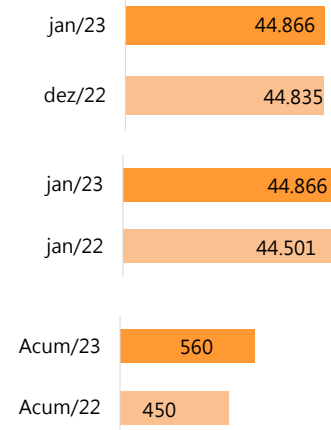
AUTOS + COMERCIAIS LEVES



CAMINHÕES



MOTOS



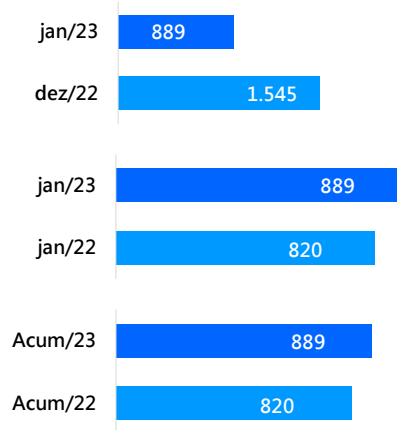
Resumo Mensal Janeiro de 2023



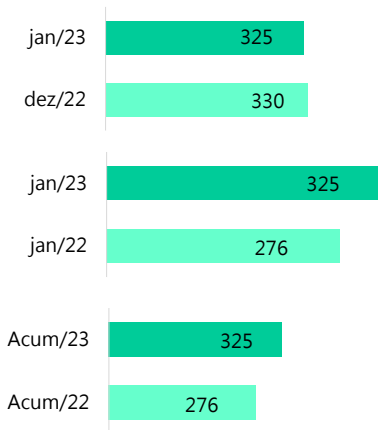
OESTE

Segmentos	2023 Jan (A)	2022 Dez (B)	2023 Acumulado (C)	2022 Jan (D)	2022 Acumulado (E)	Varição (%) (A)/(B)	Varição (%) (A)/(D)	Varição (%) (C)/(E)
A) Autos	655	1.182	655	622	622	-44,59	5,31	5,31
B) Com. Leves	234	363	234	198	198	-35,54	18,18	18,18
A + B	889	1.545	889	820	820	-42,46	8,41	8,41
C) Caminhões	325	330	325	276	276	-1,52	17,75	17,75
D) Ônibus	7	9	7	12	12	-22,22	-41,67	-41,67
C+D	332	339	332	288	288	-2,06	15,28	15,28
Subtotal	1.221	1.884	1.221	1.108	1.108	-35,19	10,20	10,20
E) Motos	479	588	479	437	437	-18,54	9,61	9,61
F) Impl. Rod.	231	257	231	169	169	-10,12	36,69	36,69
Outros	140	155	140	129	129	-9,68	8,53	8,53
TOTAL	2.071	2.884	2.071	1.843	1.843	-28,19	12,37	12,37

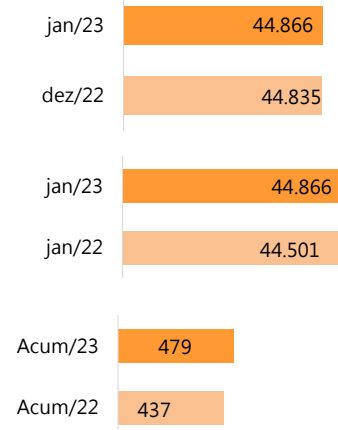
AUTOS + COMERCIAIS LEVES



CAMINHÕES



MOTOS



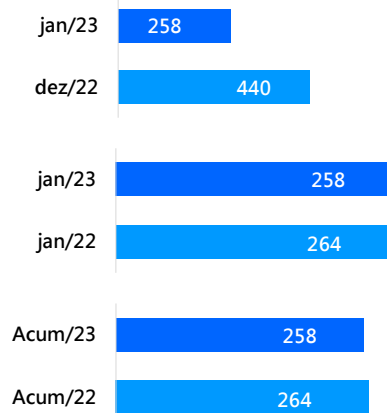
Resumo Mensal



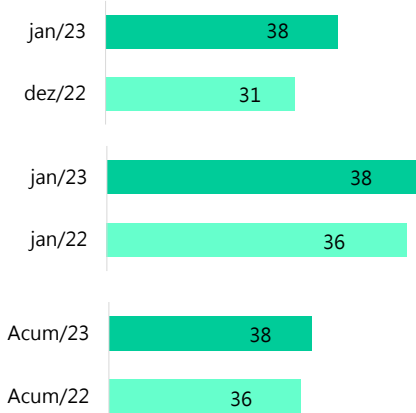
PLANALTO SERRANO

Segmentos	2023 Jan (A)	2022 Dez (B)	2023 Acumulado (C)	2022 Jan (D)	2022 Acumulado (E)	Varição (%) (A)/(B)	Varição (%) (A)/(D)	Varição (%) (C)/(E)
A) Autos	184	335	184	174	174	-45,07	5,75	5,75
B) Com. Leves	74	105	74	90	90	-29,52	-17,78	-17,78
A + B	258	440	258	264	264	-41,36	-2,27	-2,27
C) Caminhões	38	31	38	36	36	22,58	5,56	5,56
D) Ônibus	3	2	3	8	8	50,00	-62,50	-62,50
C+D	41	33	41	44	44	24,24	-6,82	-6,82
Subtotal	299	473	299	308	308	-36,79	-2,92	-2,92
E) Motos	112	121	112	92	92	-7,44	21,74	21,74
F) Impl. Rod.	6	22	6	28	28	-72,73	-78,57	-78,57
Outros	44	44	44	35	35	0,00	25,71	25,71
TOTAL	461	660	461	463	463	-30,15	-0,43	-0,43

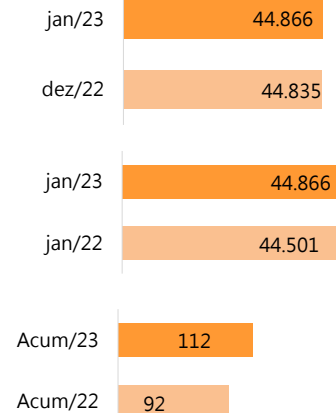
AUTOS + COMERCIAIS LEVES



CAMINHÕES



MOTOS



Resumo Mensal

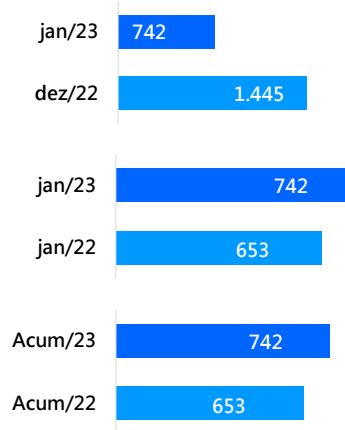
Janeiro de 2023



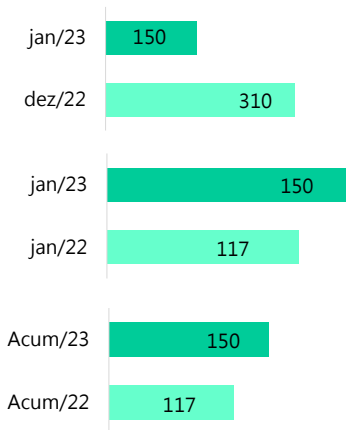
SUL

Segmentos	2023 Jan (A)	2022 Dez (B)	2023 Acumulado (C)	2022 Jan (D)	2022 Acumulado (E)	Varição (%) (A)/(B)	Varição (%) (A)/(D)	Varição (%) (C)/(E)
A) Autos	614	1.216	614	547	547	-49,51	12,25	12,25
B) Com. Leves	128	229	128	106	106	-44,10	20,75	20,75
A + B	742	1.445	742	653	653	-48,65	13,63	13,63
C) Caminhões	150	310	150	117	117	-51,61	28,21	28,21
D) Ônibus	16	1	16	1	1	1500,00	1500,00	1500,00
C+D	166	311	166	118	118	-46,62	40,68	40,68
Subtotal	908	1.756	908	771	771	-48,29	17,77	17,77
E) Motos	372	415	372	272	272	-10,36	36,76	36,76
F) Impl. Rod.	226	277	226	125	125	-18,41	80,80	80,80
Outros	161	181	161	148	148	-11,05	8,78	8,78
TOTAL	1.667	2.629	1.667	1.316	1.316	-36,59	26,67	26,67

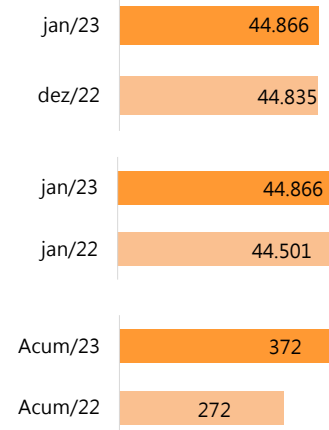
AUTOS + COMERCIAIS LEVES



CAMINHÕES



MOTOS



Resumo Mensal

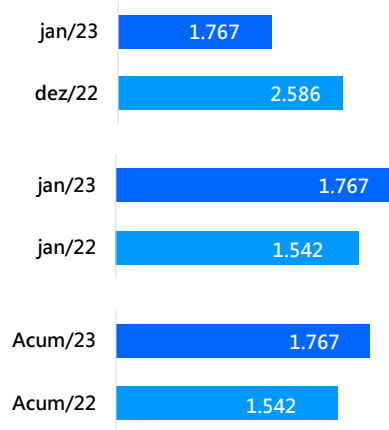
Janeiro de 2023



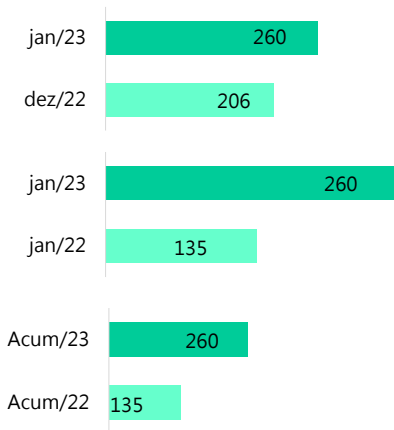
VALE DO ITAJAÍ

Segmentos	2023 Jan (A)	2022 Dez (B)	2023 Acumulado (C)	2022 Jan (D)	2022 Acumulado (E)	Varição (%) (A)/(B)	Varição (%) (A)/(D)	Varição (%) (C)/(E)
A) Autos	1.476	2.236	1.476	1.326	1.326	-33,99	11,31	11,31
B) Com. Leves	291	350	291	216	216	-16,86	34,72	34,72
A + B	1.767	2.586	1.767	1.542	1.542	-31,67	14,59	14,59
C) Caminhões	260	206	260	135	135	26,21	92,59	92,59
D) Ônibus	14	5	14	20	20	180,00	-30,00	-30,00
C+D	274	211	274	155	155	29,86	76,77	76,77
Subtotal	2.041	2.797	2.041	1.697	1.697	-27,03	20,27	20,27
E) Motos	861	1.140	861	813	813	-24,47	5,90	5,90
F) Impl. Rod.	180	193	180	154	154	-6,74	16,88	16,88
Outros	155	215	155	174	174	-27,91	-10,92	-10,92
TOTAL	3.237	4.345	3.237	2.838	2.838	-25,50	14,06	14,06

AUTOS + COMERCIAIS LEVES



CAMINHÕES



MOTOS

