

Resumo Mensal

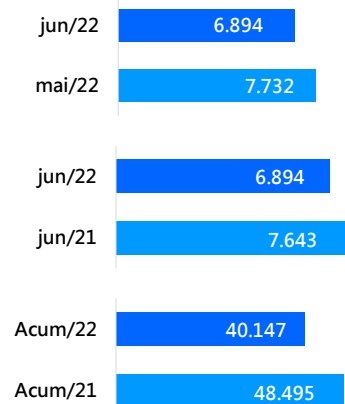
Junho de 2022



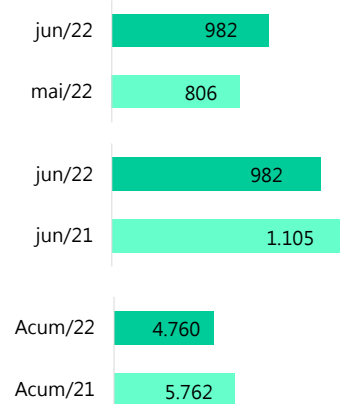
SANTA CATARINA

Segmentos	2022 Jun (A)	2022 Mai (B)	2022 Acumulado (C)	2021 Jun (D)	2021 Acumulado (E)	Varição (%) (A)/(B)	Varição (%) (A)/(D)	Varição (%) (C)/(E)
A) Autos	5.634	6.457	33.562	6.129	40.272	-12,75 ▼	-8,08 ▼	-16,66 ▼
B) Com. Leves	1.260	1.275	6.585	1.514	8.223	-1,18 ▼	-16,78 ▼	-19,92 ▼
A + B	6.894	7.732	40.147	7.643	48.495	-10,84 ▼	-9,80 ▼	-17,21 ▼
C) Caminhões	982	806	4.760	1.105	5.762	21,84 ▲	-11,13 ▼	-17,39 ▼
D) Ônibus	76	71	518	68	311	7,04 ▲	11,76 ▲	66,56 ▲
C+D	1.058	877	5.278	1.173	6.073	20,64 ▲	-9,80 ▼	-13,09 ▼
Subtotal	7.952	8.609	45.425	8.816	54.568	-7,63 ▼	-9,80 ▼	-16,76 ▼
E) Motos	3.831	4.285	21.347	3.418	17.486	-10,60 ▼	12,08 ▲	22,08 ▲
F) Impl. Rod.	774	757	4.356	965	4.937	2,25 ▲	-19,79 ▼	-11,77 ▼
Outros	972	958	5.512	1.062	6.227	1,46 ▲	-8,47 ▼	-11,48 ▼
TOTAL	13.529	14.609	76.640	14.261	83.218	-7,39 ▼	-5,13 ▼	-7,90 ▼

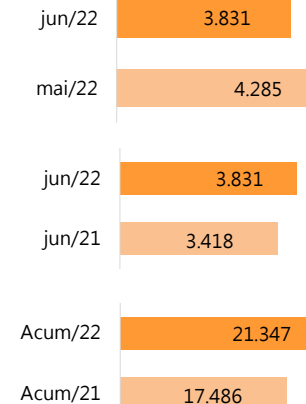
AUTOS + COMERCIAIS LEVES



CAMINHÕES



MOTOS









Resumo Mensal

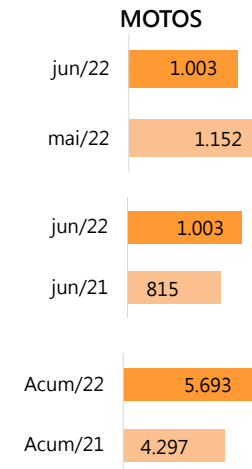
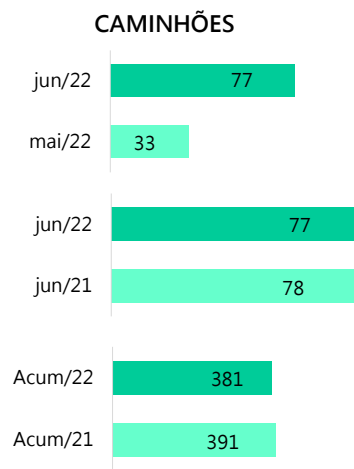
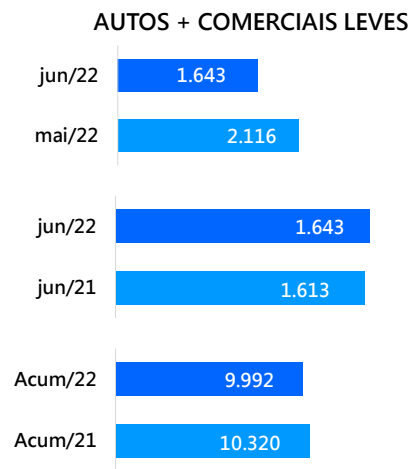
Junho de 2022



REGIONAL
FENABREVE
SANTA CATARINA

GRANDE FLORIANÓPOLIS

Segmentos	2022 Jun (A)	2022 Mai (B)	2022 Acumulado (C)	2021 Jun (D)	2021 Acumulado (E)	Varição (%) (A)/(B)	Varição (%) (A)/(D)	Varição (%) (C)/(E)
 A) Autos	1.387	1.769	8.542	1.420	9.172	-21,59	-2,32	-6,87
 B) Com. Leves	256	347	1.450	193	1.148	-26,22	32,64	26,31
A + B	1.643	2.116	9.992	1.613	10.320	-22,35	1,86	-3,18
 C) Caminhões	77	33	381	78	391	133,33	-1,28	-2,56
 D) Ônibus	46	36	253	4	59	27,78	1050,00	328,81
C+D	123	69	634	82	450	78,26	50,00	40,89
Subtotal	1.766	2.185	10.626	1.695	10.770	-19,18	4,19	-1,34
 E) Motos	1.003	1.152	5.693	815	4.297	-12,93	23,07	32,49
 F) Impl. Rod.	29	28	206	57	289	3,57	-49,12	-28,72
Outros	162	115	836	151	976	40,87	7,28	-14,34
TOTAL	2.960	3.480	17.361	2.718	16.332	-14,94	8,90	6,30









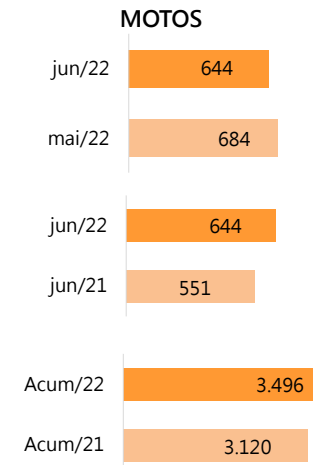
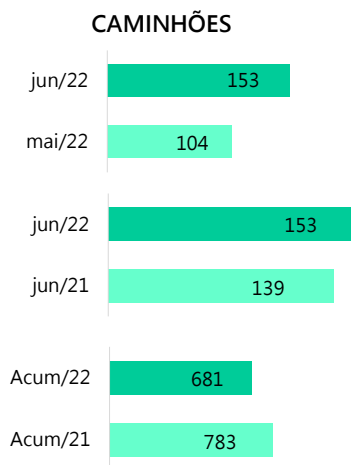
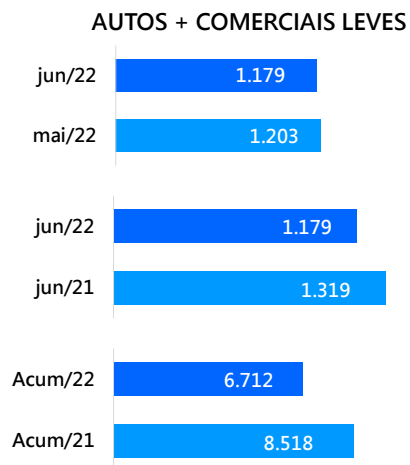
Resumo Mensal

Junho de 2022



NORTE

Segmentos	2022 Jun (A)	2022 Mai (B)	2022 Acumulado (C)	2021 Jun (D)	2021 Acumulado (E)	Varição (%) (A)/(B)	Varição (%) (A)/(D)	Varição (%) (C)/(E)
 A) Autos	971	1.015	5.689	1.060	7.166	-4,33	-8,40	-20,61
 B) Com. Leves	208	188	1.023	259	1.352	10,64	-19,69	-24,33
A + B	1.179	1.203	6.712	1.319	8.518	-2,00	-10,61	-21,20
 C) Caminhões	153	104	681	139	783	47,12	10,07	-13,03
 D) Ônibus	6	14	72	23	41	-57,14	-73,91	75,61
C+D	159	118	753	162	824	34,75	-1,85	-8,62
Subtotal	1.338	1.321	7.465	1.481	9.342	1,29	-9,66	-20,09
 E) Motos	644	684	3.496	551	3.120	-5,85	16,88	12,05
 F) Impl. Rod.	79	108	769	188	842	-26,85	-57,98	-8,67
Outros	198	238	1.204	247	1.272	-16,81	-19,84	-5,35
TOTAL	2.259	2.351	12.934	2.467	14.576	-3,91	-8,43	-11,27









Resumo Mensal

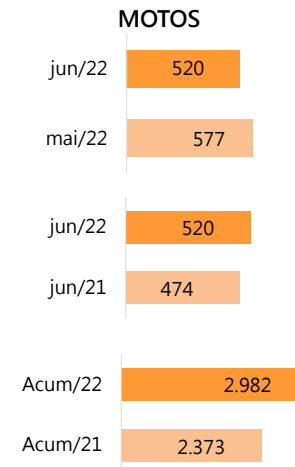
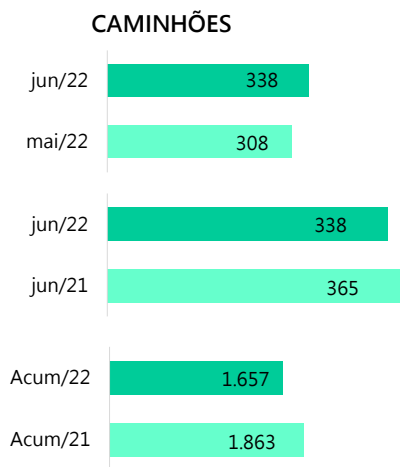
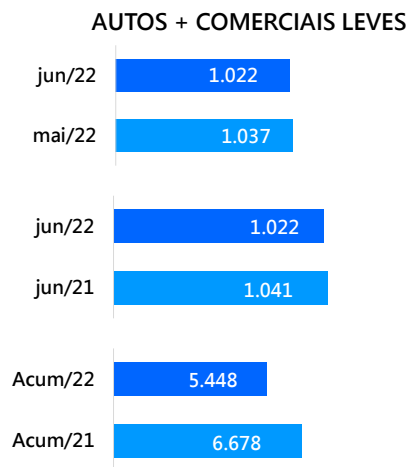
Junho de 2022



REGIONAL
FENABRAVE
SANTA CATARINA

OESTE

Segmentos	2022 Jun (A)	2022 Mai (B)	2022 Acumulado (C)	2021 Jun (D)	2021 Acumulado (E)	Varição (%) (A)/(B)	Varição (%) (A)/(D)	Varição (%) (C)/(E)
 A) Autos	754	809	4.175	754	4.994	-6,80	0,00	-16,40
 B) Com. Leves	268	228	1.273	287	1.684	17,54	-6,62	-24,41
A + B	1.022	1.037	5.448	1.041	6.678	-1,45	-1,83	-18,42
 C) Caminhões	338	308	1.657	365	1.863	9,74	-7,40	-11,06
 D) Ônibus	5	7	63	27	109	-28,57	-81,48	-42,20
C+D	343	315	1.720	392	1.972	8,89	-12,50	-12,78
Subtotal	1.365	1.352	7.168	1.433	8.650	0,96	-4,75	-17,13
 E) Motos	520	577	2.982	474	2.373	-9,88	9,70	25,66
 F) Impl. Rod.	250	245	1.342	313	1.387	2,04	-20,13	-3,24
Outros	151	176	905	181	1.029	-14,20	-16,57	-12,05
TOTAL	2.286	2.350	12.397	2.401	13.439	-2,72	-4,79	-7,75









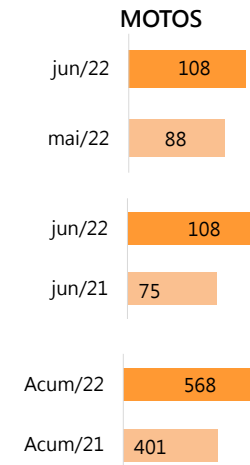
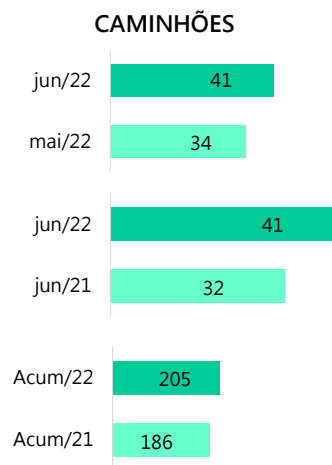
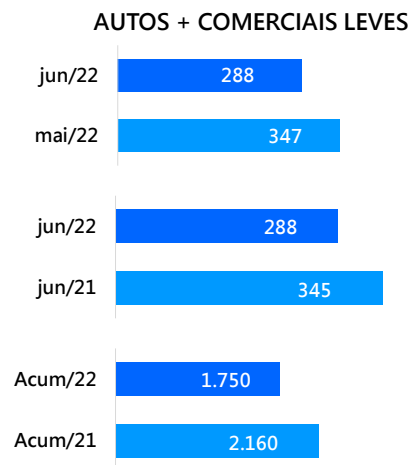
Resumo Mensal

Junho de 2022



PLANALTO SERRANO

Segmentos	2022 Jun (A)	2022 Mai (B)	2022 Acumulado (C)	2021 Jun (D)	2021 Acumulado (E)	Varição (%) (A)/(B)	Varição (%) (A)/(D)	Varição (%) (C)/(E)
 A) Autos	206	262	1.307	221	1.510	-21,37	-6,79	-13,44
 B) Com. Leves	82	85	443	124	650	-3,53	-33,87	-31,85
A + B	288	347	1.750	345	2.160	-17,00	-16,52	-18,98
 C) Caminhões	41	34	205	32	186	20,59	28,13	10,22
 D) Ônibus	-	2	31	5	22	-100,00	-100,00	40,91
C+D	41	36	236	37	208	13,89	10,81	13,46
Subtotal	329	383	1.986	382	2.368	-14,10	-13,87	-16,13
 E) Motos	108	88	568	75	401	22,73	44,00	41,65
 F) Impl. Rod.	21	13	138	26	102	61,54	-19,23	35,29
Outros	54	34	250	41	265	58,82	31,71	-5,66
TOTAL	512	518	2.942	524	3.136	-1,16	-2,29	-6,19









Resumo Mensal

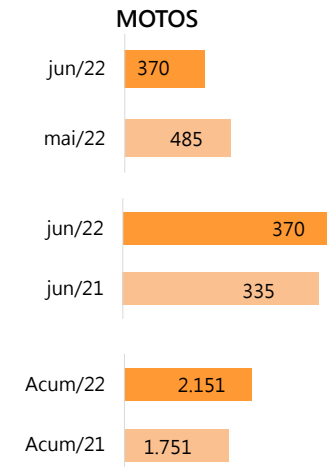
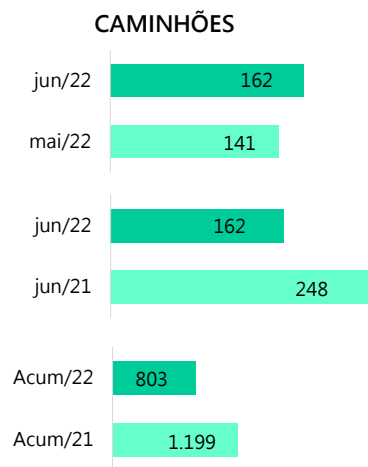
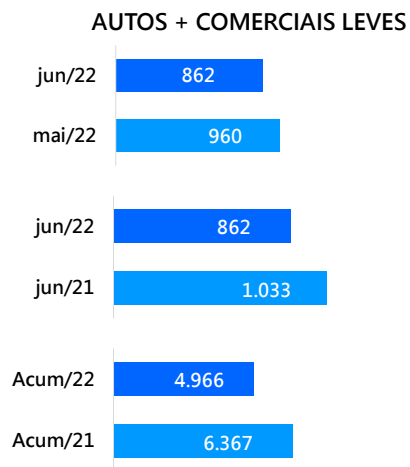
Junho de 2022



REGIONAL
FENABREVE
SANTA CATARINA

SUL

Segmentos	2022 Jun (A)	2022 Mai (B)	2022 Acumulado (C)	2021 Jun (D)	2021 Acumulado (E)	Varição (%) (A)/(B)	Varição (%) (A)/(D)	Varição (%) (C)/(E)
 A) Autos	713	813	4.170	807	5.170	-12,30	-11,65	-19,34
 B) Com. Leves	149	147	796	226	1.197	1,36	-34,07	-33,50
A + B	862	960	4.966	1.033	6.367	-10,21	-16,55	-22,00
 C) Caminhões	162	141	803	248	1.199	14,89	-34,68	-33,03
 D) Ônibus	9	5	33	1	32	80,00	800,00	3,13
C+D	171	146	836	249	1.231	17,12	-31,33	-32,09
Subtotal	1.033	1.106	5.802	1.282	7.598	-6,60	-19,42	-23,64
 E) Motos	370	485	2.151	335	1.751	-23,71	10,45	22,84
 F) Impl. Rod.	152	178	904	233	1.424	-14,61	-34,76	-36,52
Outros	163	161	967	179	1.180	1,24	-8,94	-18,05
TOTAL	1.718	1.930	9.824	2.029	11.953	-10,98	-15,33	-17,81









Resumo Mensal

Junho de 2022



REGIONAL
FENABREVE
SANTA CATARINA

VALE DO ITAJÁ

Segmentos	2022 Jun (A)	2022 Mai (B)	2022 Acumulado (C)	2021 Jun (D)	2021 Acumulado (E)	Varição (%) (A)/(B)	Varição (%) (A)/(D)	Varição (%) (C)/(E)
 A) Autos	1.603	1.789	9.679	1.867	12.260	-10,40	-14,14	-21,05
 B) Com. Leves	297	280	1.600	425	2.192	6,07	-30,12	-27,01
A + B	1.900	2.069	11.279	2.292	14.452	-8,17	-17,10	-21,96
 C) Caminhões	211	186	1.033	243	1.340	13,44	-13,17	-22,91
 D) Ônibus	10	7	66	8	48	42,86	25,00	37,50
C+D	221	193	1.099	251	1.388	14,51	-11,95	-20,82
Subtotal	2.121	2.262	12.378	2.543	15.840	-6,23	-16,59	-21,86
 E) Motos	1.186	1.299	6.457	1.168	5.544	-8,70	1,54	16,47
 F) Impl. Rod.	243	185	997	148	893	31,35	64,19	11,65
Outros	244	234	1.350	263	1.505	4,27	-7,22	-10,30
TOTAL	3.794	3.980	21.182	4.122	23.782	-4,67	-7,96	-10,93

