

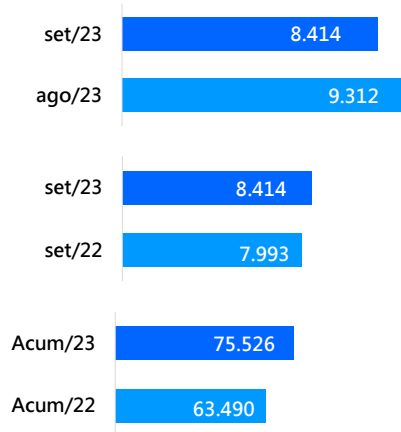
Resumo Mensal Setembro de 2023



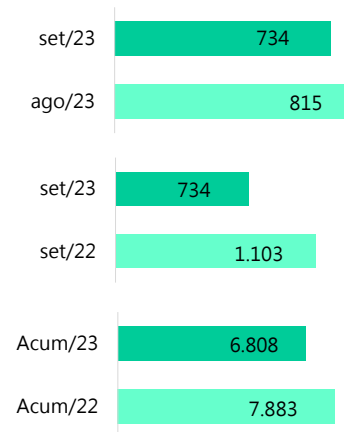
SANTA CATARINA

Segmentos	2023 Set (A)	2023 Ago (B)	2023 Acumulado (C)	2022 Set (D)	2022 Acumulado (E)	Varição (%) (A)/(B)	Varição (%) (A)/(D)	Varição (%) (C)/(E)
A) Autos	6.639	7.484	61.040	6.483	52.649	-11,29 ▼	2,42 ▲	15,94 ▲
B) Com. Leves	1.775	1.828	14.486	1.510	10.841	-2,90 ▼	17,55 ▲	33,62 ▲
A + B	8.414	9.312	75.526	7.993	63.490	-9,64 ▼	5,28 ▲	18,96 ▲
C) Caminhões	734	815	6.808	1.103	7.883	-9,94 ▼	-33,45 ▼	-13,64 ▼
D) Ônibus	43	46	398	79	753	-6,52 ▼	-45,57 ▼	-47,14 ▼
C+D	777	861	7.206	1.182	8.636	-9,76 ▼	-34,26 ▼	-16,56 ▼
Subtotal	9.191	10.173	82.732	9.175	72.126	-9,65 ▼	0,19 ▲	14,71 ▲
E) Motos	4.378	4.352	35.342	3.954	32.421	0,60 ▲	10,72 ▲	9,01 ▲
F) Impl. Rod.	917	965	7.381	932	7.083	-4,97 ▼	-1,61 ▼	4,21 ▲
Outros	922	1.035	8.204	957	8.408	-10,92 ▼	-3,66 ▼	-2,43 ▼
TOTAL	15.408	16.525	133.659	15.018	120.038	-6,76 ▼	2,60 ▲	11,35 ▲

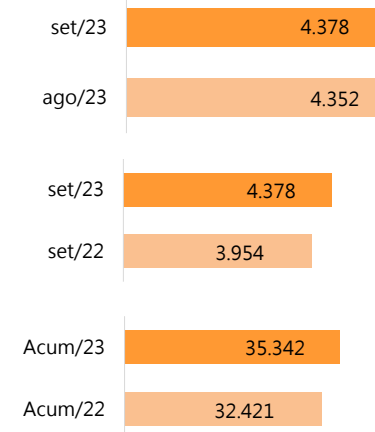
AUTOS + COMERCIAIS LEVES



CAMINHÕES



MOTOS



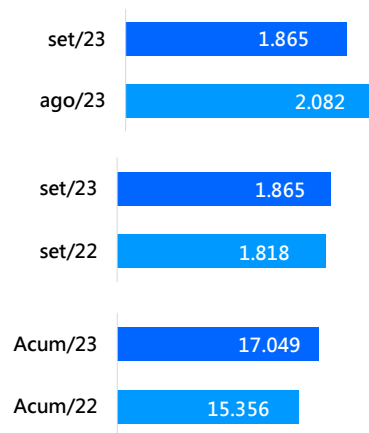
Resumo Mensal Setembro de 2023



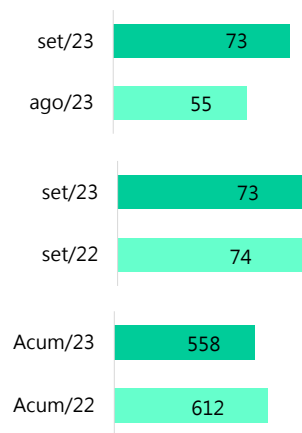
GRANDE FLORIANÓPOLIS

Segmentos	2023 Set (A)	2023 Ago (B)	2023 Acumulado (C)	2022 Set (D)	2022 Acumulado (E)	Varição (%) (A)/(B)	Varição (%) (A)/(D)	Varição (%) (C)/(E)
A) Autos	1.594	1.803	14.944	1.566	13.203	-11,59	1,79	13,19
B) Com. Leves	271	279	2.105	252	2.153	-2,87	7,54	-2,23
A + B	1.865	2.082	17.049	1.818	15.356	-10,42	2,59	11,03
C) Caminhões	73	55	558	74	612	32,73	-1,35	-8,82
D) Ônibus	8	13	65	11	312	-38,46	-27,27	-79,17
C+D	81	68	623	85	924	19,12	-4,71	-32,58
Subtotal	1.946	2.150	17.672	1.903	16.280	-9,49	2,26	8,55
E) Motos	1.206	1.131	9.571	1.035	8.625	6,63	16,52	10,97
F) Impl. Rod.	34	48	355	45	342	-29,17	-24,44	3,80
Outros	135	155	1.273	137	1.252	-12,90	-1,46	1,68
TOTAL	3.321	3.484	28.871	3.120	26.499	-4,68	6,44	8,95

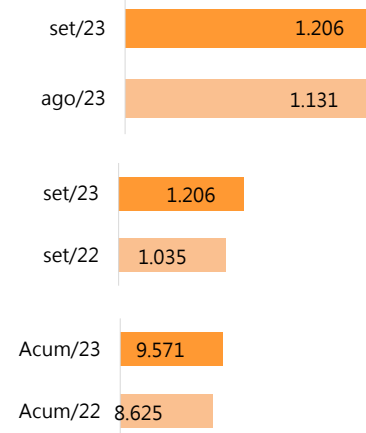
AUTOS + COMERCIAIS LEVES



CAMINHÕES



MOTOS



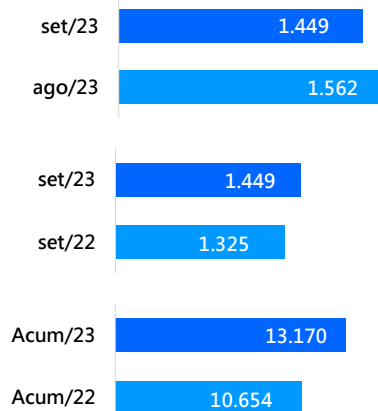
Resumo Mensal
Setembro de 2023



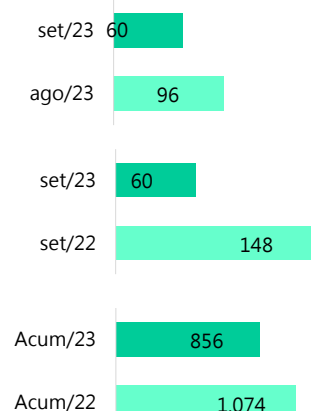
NORTE

Segmentos	2023 Set (A)	2023 Ago (B)	2023 Acumulado (C)	2022 Set (D)	2022 Acumulado (E)	Varição (%) (A)/(B)	Varição (%) (A)/(D)	Varição (%) (C)/(E)
A) Autos	1.160	1.235	10.582	1.054	8.919	-6,07	10,06	18,65
B) Com. Leves	289	327	2.588	271	1.735	-11,62	6,64	49,16
A + B	1.449	1.562	13.170	1.325	10.654	-7,23	9,36	23,62
C) Caminhões	60	96	856	148	1.074	-37,50	-59,46	-20,30
D) Ônibus	5	8	91	16	105	-37,50	-68,75	-13,33
C+D	65	104	947	164	1.179	-37,50	-60,37	-19,68
Subtotal	1.514	1.666	14.117	1.489	11.833	-9,12	1,68	19,30
E) Motos	654	673	5.619	591	5.283	-2,82	10,66	6,36
F) Impl. Rod.	140	141	1.040	129	1.154	-0,71	8,53	-9,88
Outros	216	246	1.813	230	1.865	-12,20	-6,09	-2,79
TOTAL	2.524	2.726	22.589	2.439	20.135	-7,41	3,49	12,19

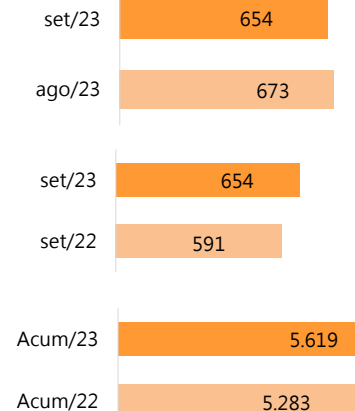
AUTOS + COMERCIAIS LEVES



CAMINHÕES



MOTOS



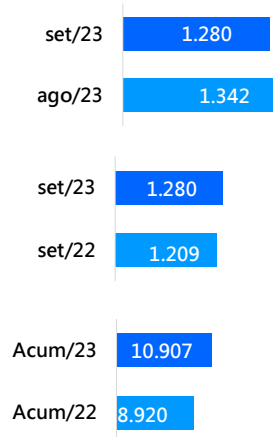
Resumo Mensal
Setembro de 2023



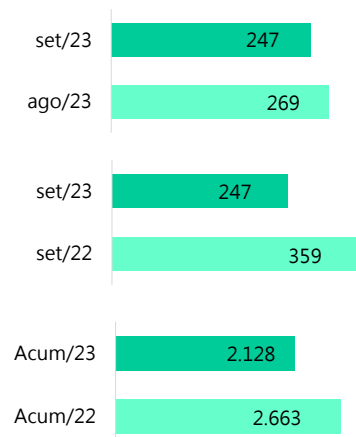
OESTE

Segmentos	2023 Set (A)	2023 Ago (B)	2023 Acumulado (C)	2022 Set (D)	2022 Acumulado (E)	Varição (%) (A)/(B)	Varição (%) (A)/(D)	Varição (%) (C)/(E)
A) Autos	884	949	7.772	902	6.747	-6,85	-2,00	15,19
B) Com. Leves	396	393	3.135	307	2.173	0,76	28,99	44,27
A + B	1.280	1.342	10.907	1.209	8.920	-4,62	5,87	22,28
C) Caminhões	247	269	2.128	359	2.663	-8,18	-31,20	-20,09
D) Ônibus	9	12	84	23	127	-25,00	-60,87	-33,86
C+D	256	281	2.212	382	2.790	-8,90	-32,98	-20,72
Subtotal	1.536	1.623	13.119	1.591	11.710	-5,36	-3,46	12,03
E) Motos	664	586	4.826	576	4.548	13,31	15,28	6,11
F) Impl. Rod.	257	257	1.918	240	2.134	0,00	7,08	-10,12
Outros	137	164	1.286	183	1.410	-16,46	-25,14	-8,79
TOTAL	2.594	2.630	21.149	2.590	19.802	-1,37	0,15	6,80

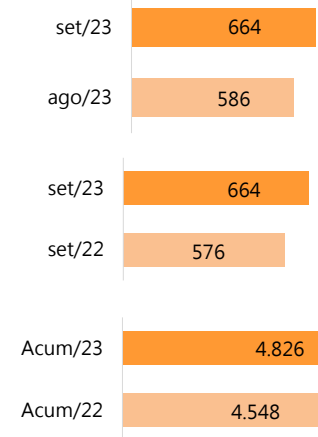
AUTOS + COMERCIAIS LEVES



CAMINHÕES



MOTOS



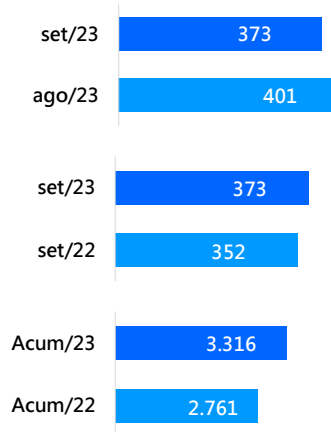
Resumo Mensal
Setembro de 2023



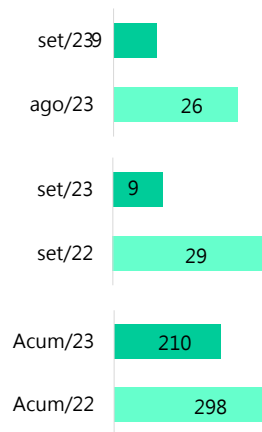
PLANALTO SERRANO

Segmentos	2023 Set (A)	2023 Ago (B)	2023 Acumulado (C)	2022 Set (D)	2022 Acumulado (E)	Varição (%) (A)/(B)	Varição (%) (A)/(D)	Varição (%) (C)/(E)
A) Autos	237	289	2.299	259	2.044	-17,99	-8,49	12,48
B) Com. Leves	136	112	1.017	93	717	21,43	46,24	41,84
A + B	373	401	3.316	352	2.761	-6,98	5,97	20,10
C) Caminhões	9	26	210	29	298	-65,38	-68,97	-29,53
D) Ônibus	4	-	14	6	51	-	-33,33	-72,55
C+D	13	26	224	35	349	-50,00	-62,86	-35,82
Subtotal	386	427	3.540	387	3.110	-9,60	-0,26	13,83
E) Motos	107	104	943	110	896	2,88	-2,73	5,25
F) Impl. Rod.	13	19	190	18	200	-31,58	-27,78	-5,00
Outros	40	52	395	54	398	-23,08	-25,93	-0,75
TOTAL	546	602	5.068	569	4.604	-9,30	-4,04	10,08

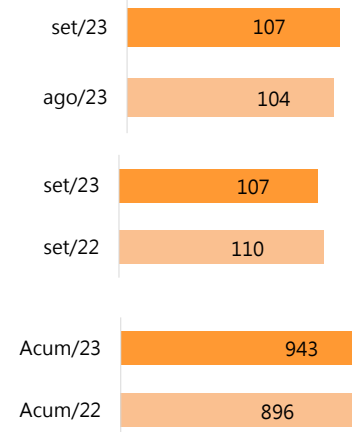
AUTOS + COMERCIAIS LEVES



CAMINHÕES



MOTOS



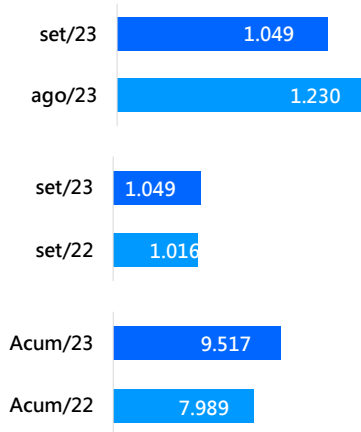
Resumo Mensal Setembro de 2023



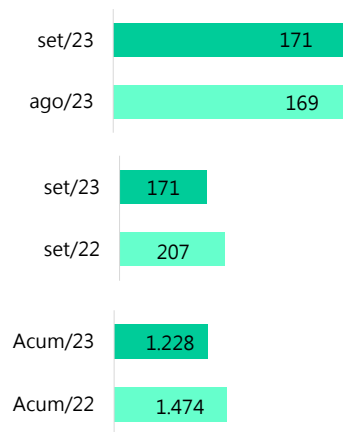
SUL

Segmentos	2023 Set (A)	2023 Ago (B)	2023 Acumulado (C)	2022 Set (D)	2022 Acumulado (E)	Varição (%) (A)/(B)	Varição (%) (A)/(D)	Varição (%) (C)/(E)
A) Autos	780	970	7.489	795	6.545	-19,59	-1,89	14,42
B) Com. Leves	269	260	2.028	221	1.444	3,46	21,72	40,44
A + B	1.049	1.230	9.517	1.016	7.989	-14,72	3,25	19,13
C) Caminhões	171	169	1.228	207	1.474	1,18	-17,39	-16,69
D) Ônibus	3	5	61	10	56	-40,00	-70,00	8,93
C+D	174	174	1.289	217	1.530	0,00	-19,82	-15,75
Subtotal	1.223	1.404	10.806	1.233	9.519	-12,89	-0,81	13,52
E) Motos	394	444	3.448	444	3.399	-11,26	-11,26	1,44
F) Impl. Rod.	283	305	2.232	244	1.494	-7,21	15,98	49,40
Outros	169	189	1.530	145	1.450	-10,58	16,55	5,52
TOTAL	2.069	2.342	18.016	2.066	15.862	-11,66	0,15	13,58

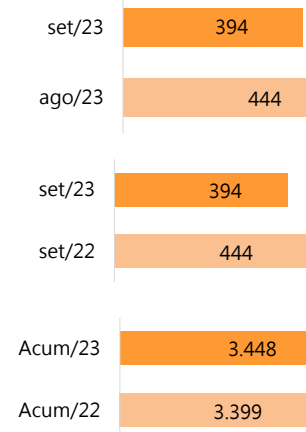
AUTOS + COMERCIAIS LEVES



CAMINHÕES



MOTOS



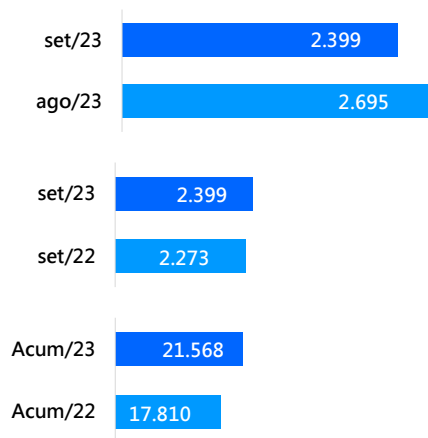
Resumo Mensal
Setembro de 2023



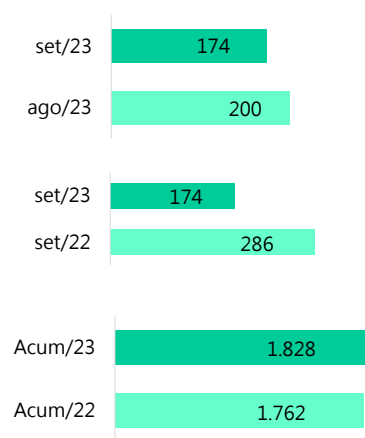
VALE DO ITAJAÍ

Segmentos	2023 Set (A)	2023 Ago (B)	2023 Acumulado (C)	2022 Set (D)	2022 Acumulado (E)	Varição (%) (A)/(B)	Varição (%) (A)/(D)	Varição (%) (C)/(E)
A) Autos	1.985	2.238	17.955	1.907	15.191	-11,30	4,09	18,19
B) Com. Leves	414	457	3.613	366	2.619	-9,41	13,11	37,95
A + B	2.399	2.695	21.568	2.273	17.810	-10,98	5,54	21,10
C) Caminhões	174	200	1.828	286	1.762	-13,00	-39,16	3,75
D) Ônibus	14	8	83	13	102	75,00	7,69	-18,63
C+D	188	208	1.911	299	1.864	-9,62	-37,12	2,52
Subtotal	2.587	2.903	23.479	2.572	19.674	-10,89	0,58	19,34
E) Motos	1.353	1.414	10.935	1.198	9.670	-4,31	12,94	13,08
F) Impl. Rod.	190	195	1.646	256	1.759	-2,56	-25,78	-6,42
Outros	225	229	1.907	208	2.033	-1,75	8,17	-6,20
TOTAL	4.355	4.741	37.967	4.234	33.136	-8,14	2,86	14,58

AUTOS + COMERCIAIS LEVES



CAMINHÕES



MOTOS

