

Resumo Mensal


Janeiro de 2023



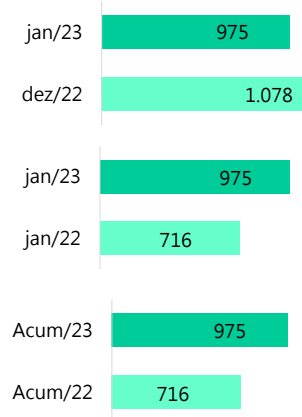
SANTA CATARINA

Segmentos	2023 Jan (A)	2022 Dez (B)	2023 Acumulado (C)	2022 Jan (D)	2022 Acumulado (E)	Varição (%) (A)/(B)	Varição (%) (A)/(D)	Varição (%) (C)/(E)
A) Autos	5.198	8.120	5.198	4.626	4.626	-35,99 ▼	12,36 ▲	12,36 ▲
B) Com. Leves	1.070	1.615	1.070	896	896	-33,75 ▼	19,42 ▲	19,42 ▲
A + B	6.268	9.735	6.268	5.522	5.522	-35,61 ▼	13,51 ▲	13,51 ▲
C) Caminhões	975	1.078	975	716	716	-9,55 ▼	36,17 ▲	36,17 ▲
D) Ônibus	49	35	49	130	130	40,00 ▲	-62,31 ▼	-62,31 ▼
C+D	1.024	1.113	1.024	846	846	-8,00 ▼	21,04 ▲	21,04 ▲
Subtotal	7.292	10.848	7.292	6.368	6.368	-32,78 ▼	14,51 ▲	14,51 ▲
E) Motos	3.328	3.857	3.328	2.767	2.767	-13,72 ▼	20,27 ▲	20,27 ▲
F) Impl. Rod.	739	931	739	707	707	-20,62 ▼	4,53 ▲	4,53 ▲
Outros	828	898	828	791	791	-7,80 ▼	4,68 ▲	4,68 ▲
TOTAL	12.187	16.534	12.187	10.633	10.633	-26,29 ▼	14,61 ▲	14,61 ▲

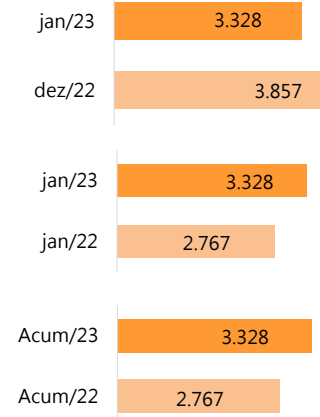
AUTOS + COMERCIAIS LEVES



CAMINHÕES



MOTOS



Resumo Mensal

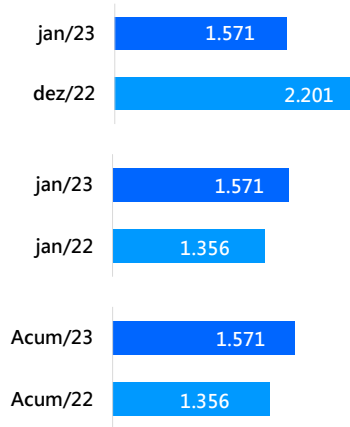
Janeiro de 2023



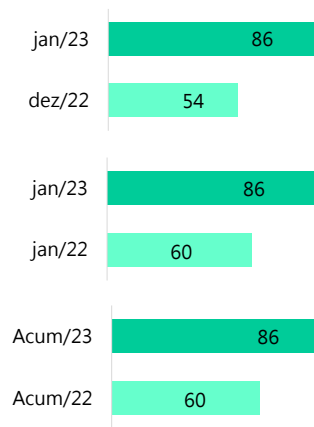
GRANDE FLORIANÓPOLIS

Segmentos	2023 Jan (A)	2022 Dez (B)	2023 Acumulado (C)	2022 Jan (D)	2022 Acumulado (E)	Varição (%) (A)/(B)	Varição (%) (A)/(D)	Varição (%) (C)/(E)
A) Autos	1.393	1.894	1.393	1.206	1.206	-26,45	15,51	15,51
B) Com. Leves	178	307	178	150	150	-42,02	18,67	18,67
A + B	1.571	2.201	1.571	1.356	1.356	-28,62	15,86	15,86
C) Caminhões	86	54	86	60	60	59,26	43,33	43,33
D) Ônibus	1	7	1	87	87	-85,71	-98,85	-98,85
C+D	87	61	87	147	147	42,62	-40,82	-40,82
Subtotal	1.658	2.262	1.658	1.503	1.503	-26,70	10,31	10,31
E) Motos	944	982	944	703	703	-3,87	34,28	34,28
F) Impl. Rod.	11	64	11	40	40	-82,81	-72,50	-72,50
Outros	179	130	179	131	131	37,69	36,64	36,64
TOTAL	2.792	3.438	2.792	2.377	2.377	-18,79	17,46	17,46

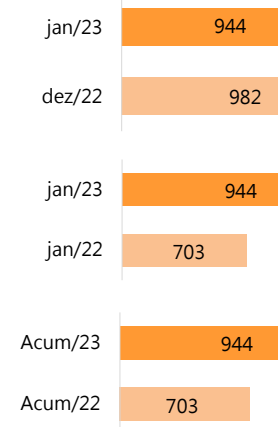
AUTOS + COMERCIAIS LEVES









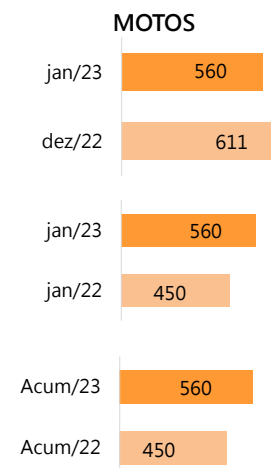
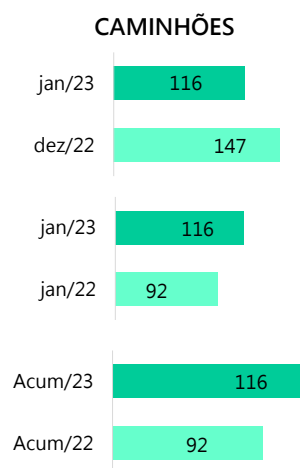
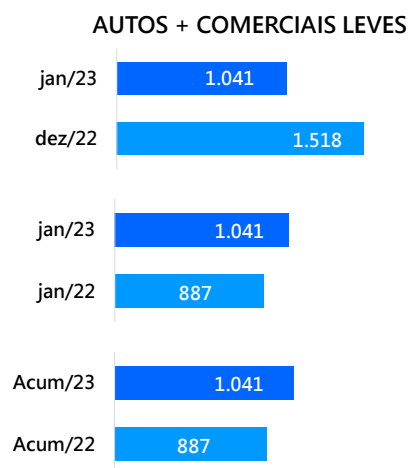
CAMINHÕES



MOTOS



Resumo Mensal Janeiro de 2023		REGIONAL FENABRAVE SANTA CATARINA				NORTE		
Segmentos	2023 Jan (A)	2022 Dez (B)	2023 Acumulado (C)	2022 Jan (D)	2022 Acumulado (E)	Varição (%) (A)/(B)	Varição (%) (A)/(D)	Varição (%) (C)/(E)
 A) Autos	876	1.257	876	751	751	-30,31	16,64	16,64
 B) Com. Leves	165	261	165	136	136	-36,78	21,32	21,32
A + B	1.041	1.518	1.041	887	887	-31,42	17,36	17,36
 C) Caminhões	116	147	116	92	92	-21,09	26,09	26,09
 D) Ônibus	8	11	8	2	2	-27,27	300,00	300,00
C+D	124	158	124	94	94	-21,52	31,91	31,91
Subtotal	1.165	1.676	1.165	981	981	-30,49	18,76	18,76
 E) Motos	560	611	560	450	450	-8,35	24,44	24,44
 F) Impl. Rod.	85	118	85	191	191	-27,97	-55,50	-55,50
Outros	149	173	149	174	174	-13,87	-14,37	-14,37
TOTAL	1.959	2.578	1.959	1.796	1.796	-24,01	9,08	9,08



Resumo Mensal

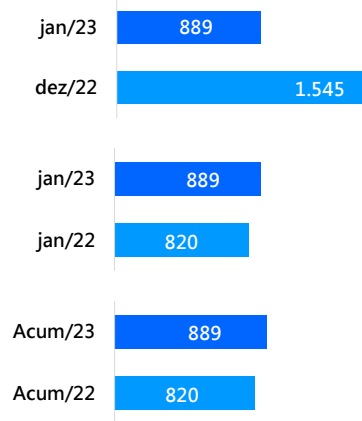
Janeiro de 2023



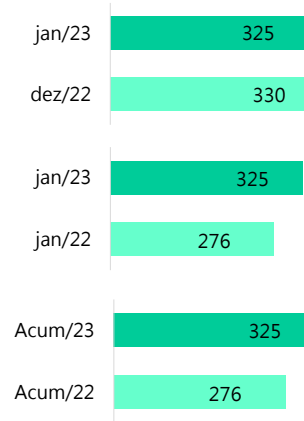
OESTE

Segmentos	2023 Jan (A)	2022 Dez (B)	2023 Acumulado (C)	2022 Jan (D)	2022 Acumulado (E)	Varição (%) (A)/(B)	Varição (%) (A)/(D)	Varição (%) (C)/(E)
A) Autos	655	1.182	655	622	622	-44,59	5,31	5,31
B) Com. Leves	234	363	234	198	198	-35,54	18,18	18,18
A + B	889	1.545	889	820	820	-42,46	8,41	8,41
C) Caminhões	325	330	325	276	276	-1,52	17,75	17,75
D) Ônibus	7	9	7	12	12	-22,22	-41,67	-41,67
C+D	332	339	332	288	288	-2,06	15,28	15,28
Subtotal	1.221	1.884	1.221	1.108	1.108	-35,19	10,20	10,20
E) Motos	479	588	479	437	437	-18,54	9,61	9,61
F) Impl. Rod.	231	257	231	169	169	-10,12	36,69	36,69
Outros	140	155	140	129	129	-9,68	8,53	8,53
TOTAL	2.071	2.884	2.071	1.843	1.843	-28,19	12,37	12,37

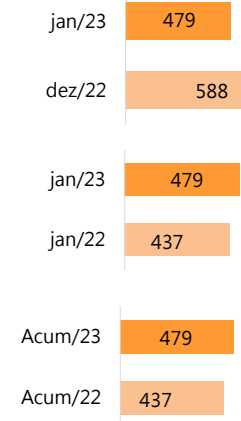
AUTOS + COMERCIAIS LEVES



CAMINHÕES



MOTOS



Resumo Mensal

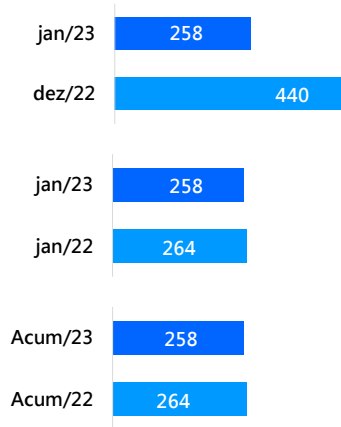
Janeiro de 2023



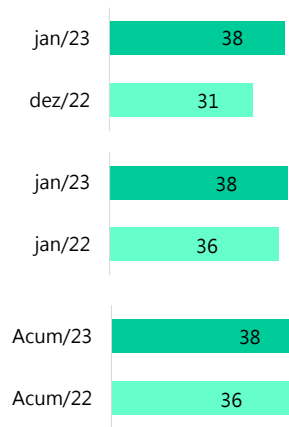
PLANALTO SERRANO

Segmentos	2023 Jan (A)	2022 Dez (B)	2023 Acumulado (C)	2022 Jan (D)	2022 Acumulado (E)	Varição (%) (A)/(B)	Varição (%) (A)/(D)	Varição (%) (C)/(E)
A) Autos	184	335	184	174	174	-45,07	5,75	5,75
B) Com. Leves	74	105	74	90	90	-29,52	-17,78	-17,78
A + B	258	440	258	264	264	-41,36	-2,27	-2,27
C) Caminhões	38	31	38	36	36	22,58	5,56	5,56
D) Ônibus	3	2	3	8	8	50,00	-62,50	-62,50
C+D	41	33	41	44	44	24,24	-6,82	-6,82
Subtotal	299	473	299	308	308	-36,79	-2,92	-2,92
E) Motos	112	121	112	92	92	-7,44	21,74	21,74
F) Impl. Rod.	6	22	6	28	28	-72,73	-78,57	-78,57
Outros	44	44	44	35	35	0,00	25,71	25,71
TOTAL	461	660	461	463	463	-30,15	-0,43	-0,43

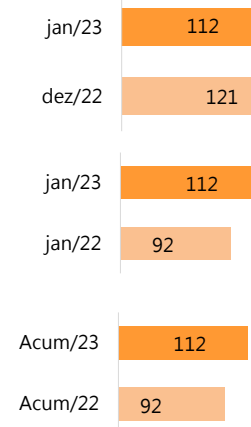
AUTOS + COMERCIAIS LEVES









CAMINHÕES




MOTOS

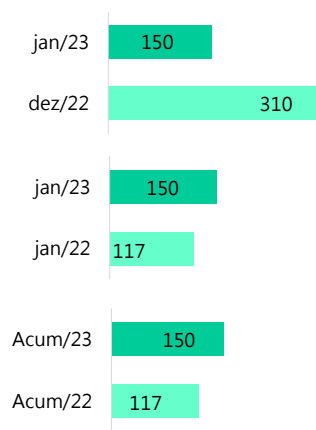


Resumo Mensal Janeiro de 2023		REGIONAL FENABRAVE SANTA CATARINA				SUL		
Segmentos	2023 Jan (A)	2022 Dez (B)	2023 Acumulado (C)	2022 Jan (D)	2022 Acumulado (E)	Varição (%) (A)/(B)	Varição (%) (A)/(D)	Varição (%) (C)/(E)
 A) Autos	614	1.216	614	547	547	-49,51	12,25	12,25
 B) Com. Leves	128	229	128	106	106	-44,10	20,75	20,75
A + B	742	1.445	742	653	653	-48,65	13,63	13,63
 C) Caminhões	150	310	150	117	117	-51,61	28,21	28,21
 D) Ônibus	16	1	16	1	1	1500,00	1500,00	1500,00
C+D	166	311	166	118	118	-46,62	40,68	40,68
Subtotal	908	1.756	908	771	771	-48,29	17,77	17,77
 E) Motos	372	415	372	272	272	-10,36	36,76	36,76
 F) Impl. Rod.	226	277	226	125	125	-18,41	80,80	80,80
Outros	161	181	161	148	148	-11,05	8,78	8,78
TOTAL	1.667	2.629	1.667	1.316	1.316	-36,59	26,67	26,67

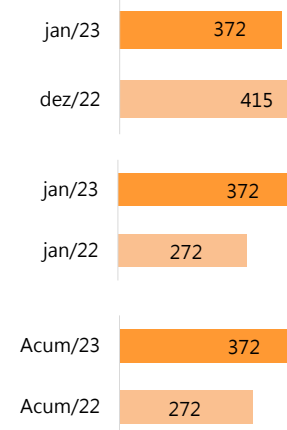
AUTOS + COMERCIAIS LEVES



CAMINHÕES



MOTOS



Resumo Mensal

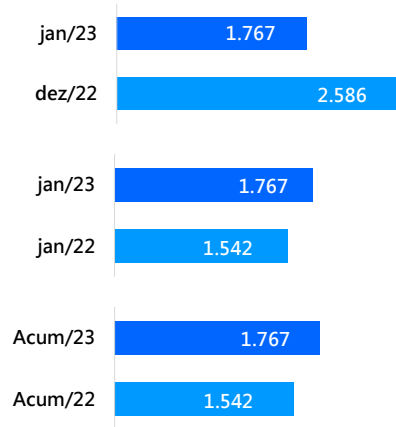
Janeiro de 2023



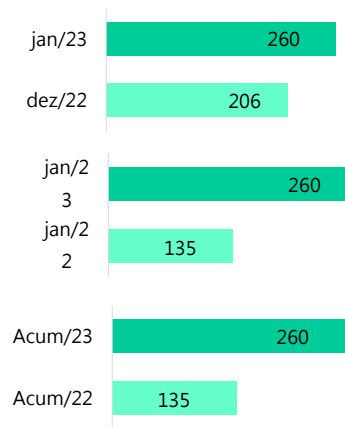
VALE DO ITAJAÍ

Segmentos	2023 Jan (A)	2022 Dez (B)	2023 Acumulado (C)	2022 Jan (D)	2022 Acumulado (E)	Varição (%) (A)/(B)	Varição (%) (A)/(D)	Varição (%) (C)/(E)
A) Autos	1.476	2.236	1.476	1.326	1.326	-33,99	11,31	11,31
B) Com. Leves	291	350	291	216	216	-16,86	34,72	34,72
A + B	1.767	2.586	1.767	1.542	1.542	-31,67	14,59	14,59
C) Caminhões	260	206	260	135	135	26,21	92,59	92,59
D) Ônibus	14	5	14	20	20	180,00	-30,00	-30,00
C+D	274	211	274	155	155	29,86	76,77	76,77
Subtotal	2.041	2.797	2.041	1.697	1.697	-27,03	20,27	20,27
E) Motos	861	1.140	861	813	813	-24,47	5,90	5,90
F) Impl. Rod.	180	193	180	154	154	-6,74	16,88	16,88
Outros	155	215	155	174	174	-27,91	-10,92	-10,92
TOTAL	3.237	4.345	3.237	2.838	2.838	-25,50	14,06	14,06

AUTOS + COMERCIAIS LEVES



CAMINHÕES



MOTOS

