

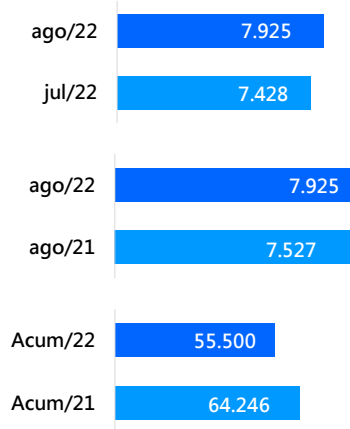
Resumo Mensal
Agosto de 2022

REGIONAL
FENABRAVE
SANTA CATARINA

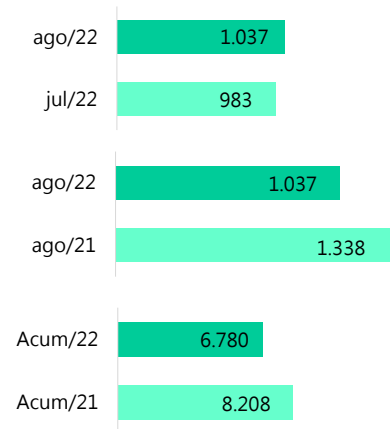
SANTA CATARINA

Segmentos	2022 Ago (A)	2022 Jul (B)	2022 Acumulado (C)	2021 Ago (D)	2021 Acumulado (E)	Varição (%) (A)/(B)	Varição (%) (A)/(D)	Varição (%) (C)/(E)
 A) Autos	6.529	6.077	46.168	5.993	52.785	7,44 ▲	8,94 ▲	-12,54 ▼
 B) Com. Leves	1.396	1.351	9.332	1.534	11.461	3,33 ▲	-9,00 ▼	-18,58 ▼
A + B	7.925	7.428	55.500	7.527	64.246	6,69 ▲	5,29 ▲	-13,61 ▼
 C) Caminhões	1.037	983	6.780	1.338	8.208	5,49 ▲	-22,50 ▼	-17,40 ▼
 D) Ônibus	92	64	674	76	437	43,75 ▲	21,05 ▲	54,23 ▲
C+D	1.129	1.047	7.454	1.414	8.645	7,83 ▲	-20,16 ▼	-13,78 ▼
Subtotal	9.054	8.475	62.954	8.941	72.891	6,83 ▲	1,26 ▲	-13,63 ▼
 E) Motos	3.892	3.228	28.466	3.524	24.979	20,57 ▲	10,44 ▲	13,96 ▲
 F) Impl. Rod.	909	886	6.151	1.102	7.049	2,60 ▲	-17,51 ▼	-12,74 ▼
Outros	1.014	924	7.451	1.015	8.341	9,74 ▲	-0,10 ▼	-10,67 ▼
TOTAL	14.869	13.513	105.022	14.582	113.260	10,03 ▲	1,97 ▲	-7,27 ▼

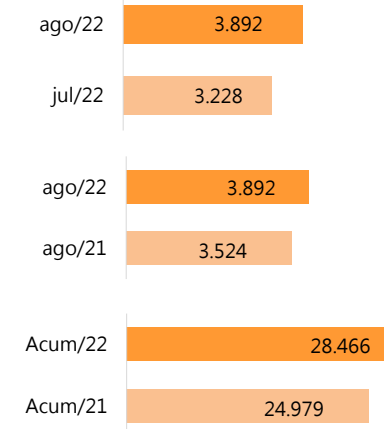
AUTOS + COMERCIAIS LEVES



CAMINHÕES



MOTOS



Resumo Mensal

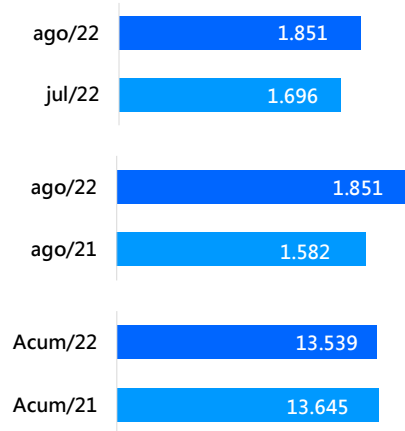
Agosto de 2022



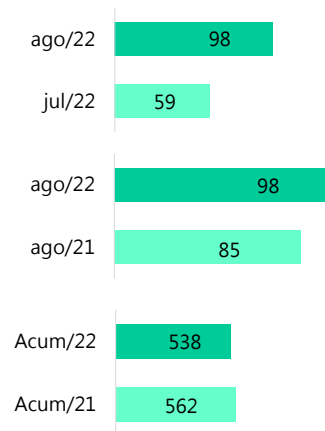
GRANDE FLORIANÓPOLIS

Segmentos	2022 Ago (A)	2022 Jul (B)	2022 Acumulado (C)	2021 Ago (D)	2021 Acumulado (E)	Varição (%) (A)/(B)	Varição (%) (A)/(D)	Varição (%) (C)/(E)
A) Autos	1.625	1.471	11.638	1.333	11.982	10,47	21,91	-2,87
B) Com. Leves	226	225	1.901	249	1.663	0,44	-9,24	14,31
A + B	1.851	1.696	13.539	1.582	13.645	9,14	17,00	-0,78
C) Caminhões	98	59	538	85	562	66,10	15,29	-4,27
D) Ônibus	32	16	301	23	85	100,00	39,13	254,12
C+D	130	75	839	108	647	73,33	20,37	29,68
Subtotal	1.981	1.771	14.378	1.690	14.292	11,86	17,22	0,60
E) Motos	1.074	824	7.590	916	6.231	30,34	17,25	21,81
F) Impl. Rod.	47	44	297	92	516	6,82	-48,91	-42,44
Outros	146	132	1.115	134	1.280	10,61	8,96	-12,89
TOTAL	3.248	2.771	23.380	2.832	22.319	17,21	14,69	4,75

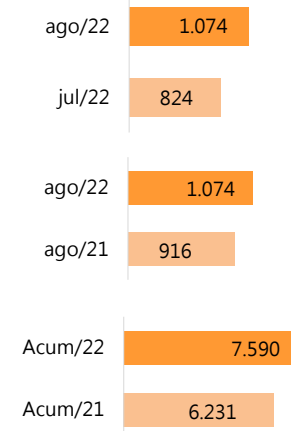
AUTOS + COMERCIAIS LEVES



CAMINHÕES



MOTOS



Resumo Mensal

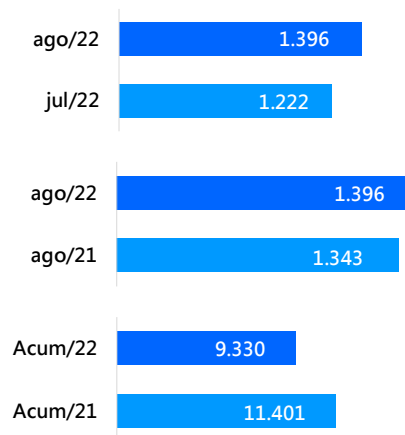
Agosto de 2022



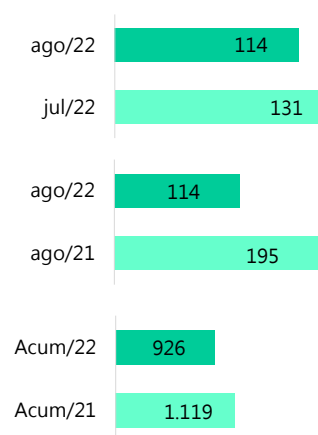
NORTE

Segmentos	2022 Ago (A)	2022 Jul (B)	2022 Acumulado (C)	2021 Ago (D)	2021 Acumulado (E)	Varição (%) (A)/(B)	Varição (%) (A)/(D)	Varição (%) (C)/(E)
A) Autos	1.167	1.009	7.865	1.096	9.522	15,66	6,48	-17,40
B) Com. Leves	229	213	1.465	247	1.879	7,51	-7,29	-22,03
A + B	1.396	1.222	9.330	1.343	11.401	14,24	3,95	-18,17
C) Caminhões	114	131	926	195	1.119	-12,98	-41,54	-17,25
D) Ônibus	8	9	89	10	62	-11,11	-20,00	43,55
C+D	122	140	1.015	205	1.181	-12,86	-40,49	-14,06
Subtotal	1.518	1.362	10.345	1.548	12.582	11,45	-1,94	-17,78
E) Motos	620	576	4.692	602	4.379	7,64	2,99	7,15
F) Impl. Rod.	149	107	1.025	232	1.222	39,25	-35,78	-16,12
Outros	213	218	1.635	229	1.740	-2,29	-6,99	-6,03
TOTAL	2.500	2.263	17.697	2.611	19.923	10,47	-4,25	-11,17

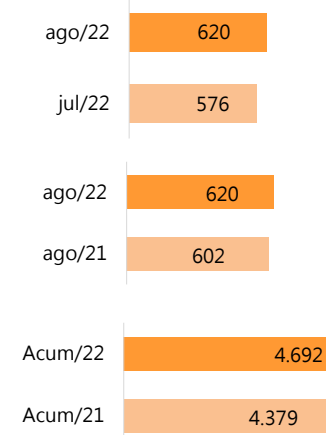
AUTOS + COMERCIAIS LEVES



CAMINHÕES



MOTOS



Resumo Mensal

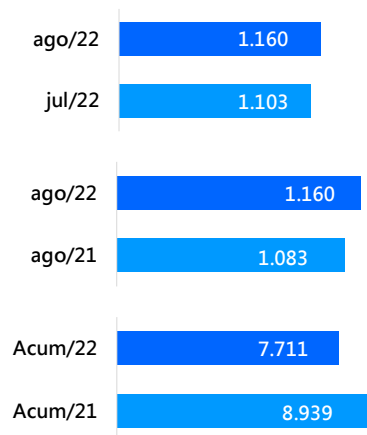
Agosto de 2022



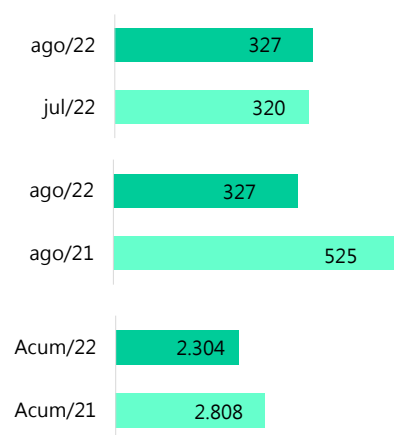
OESTE

Segmentos	2022 Ago (A)	2022 Jul (B)	2022 Acumulado (C)	2021 Ago (D)	2021 Acumulado (E)	Varição (%) (A)/(B)	Varição (%) (A)/(D)	Varição (%) (C)/(E)
A) Autos	861	809	5.845	767	6.596	6,43	12,26	-11,39
B) Com. Leves	299	294	1.866	316	2.343	1,70	-5,38	-20,36
A + B	1.160	1.103	7.711	1.083	8.939	5,17	7,11	-13,74
C) Caminhões	327	320	2.304	525	2.808	2,19	-37,71	-17,95
D) Ônibus	26	15	104	24	153	73,33	8,33	-32,03
C+D	353	335	2.408	549	2.961	5,37	-35,70	-18,68
Subtotal	1.513	1.438	10.119	1.632	11.900	5,22	-7,29	-14,97
E) Motos	476	514	3.972	512	3.429	-7,39	-7,03	15,84
F) Impl. Rod.	257	295	1.894	241	1.894	-12,88	6,64	0,00
Outros	163	159	1.227	195	1.413	2,52	-16,41	-13,16
TOTAL	2.409	2.406	17.212	2.580	18.636	0,12	-6,63	-7,64

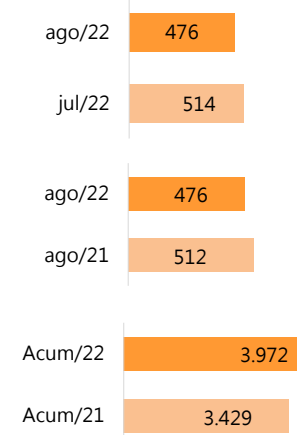
AUTOS + COMERCIAIS LEVES



CAMINHÕES



MOTOS



Resumo Mensal

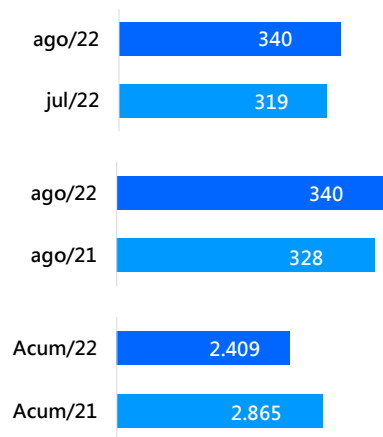
Agosto de 2022



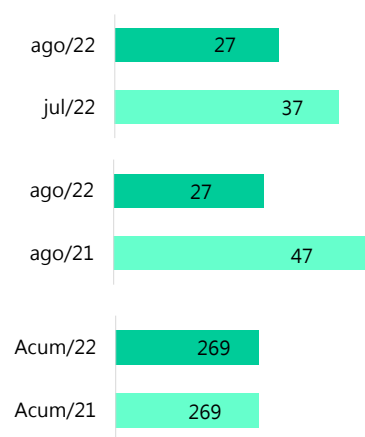
PLANALTO SERRANO

Segmentos	2022 Ago (A)	2022 Jul (B)	2022 Acumulado (C)	2021 Ago (D)	2021 Acumulado (E)	Varição (%) (A)/(B)	Varição (%) (A)/(D)	Varição (%) (C)/(E)
A) Autos	252	226	1.785	221	1.982	11,50	14,03	-9,94
B) Com. Leves	88	93	624	107	883	-5,38	-17,76	-29,33
A + B	340	319	2.409	328	2.865	6,58	3,66	-15,92
C) Caminhões	27	37	269	47	269	-27,03	-42,55	0,00
D) Ônibus	6	8	45	7	32	-25,00	-14,29	40,63
C+D	33	45	314	54	301	-26,67	-38,89	4,32
Subtotal	373	364	2.723	382	3.166	2,47	-2,36	-13,99
E) Motos	108	110	786	70	558	-1,82	54,29	40,86
F) Impl. Rod.	25	19	182	33	156	31,58	-24,24	16,67
Outros	50	44	344	42	349	13,64	19,05	-1,43
TOTAL	556	537	4.035	527	4.229	3,54	5,50	-4,59

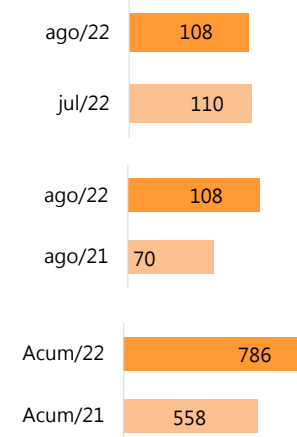
AUTOS + COMERCIAIS LEVES



CAMINHÕES



MOTOS



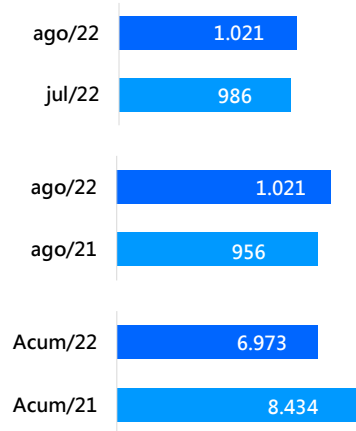
Resumo Mensal Agosto de 2022



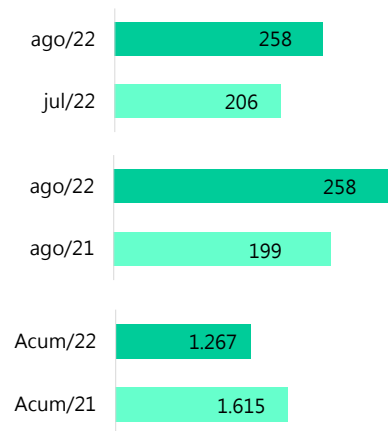
SUL

Segmentos	2022 Ago (A)	2022 Jul (B)	2022 Acumulado (C)	2021 Ago (D)	2021 Acumulado (E)	Varição (%) (A)/(B)	Varição (%) (A)/(D)	Varição (%) (C)/(E)
A) Autos	800	780	5.750	750	6.803	2,56	6,67	-15,48
B) Com. Leves	221	206	1.223	206	1.631	7,28	7,28	-25,02
A + B	1.021	986	6.973	956	8.434	3,55	6,80	-17,32
C) Caminhões	258	206	1.267	199	1.615	25,24	29,65	-21,55
D) Ônibus	10	3	46	3	37	233,33	233,33	24,32
C+D	268	209	1.313	202	1.652	28,23	32,67	-20,52
Subtotal	1.289	1.195	8.286	1.158	10.086	7,87	11,31	-17,85
E) Motos	434	370	2.955	403	2.554	17,30	7,69	15,70
F) Impl. Rod.	181	165	1.250	361	2.129	9,70	-49,86	-41,29
Outros	189	149	1.305	179	1.531	26,85	5,59	-14,76
TOTAL	2.093	1.879	13.796	2.101	16.300	11,39	-0,38	-15,36

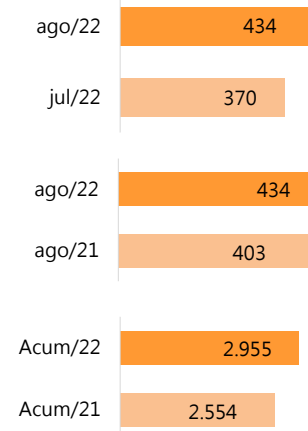
AUTOS + COMERCIAIS LEVES



CAMINHÕES



MOTOS



Resumo Mensal

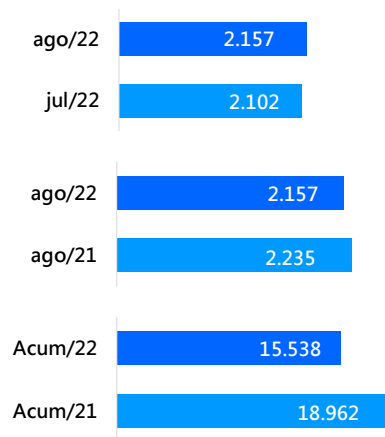
Agosto de 2022



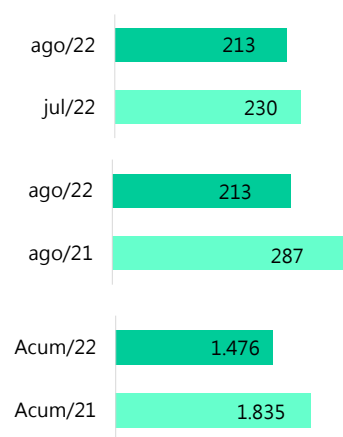
VALE DO ITAJAÍ

Segmentos	2022 Ago (A)	2022 Jul (B)	2022 Acumulado (C)	2021 Ago (D)	2021 Acumulado (E)	Varição (%) (A)/(B)	Varição (%) (A)/(D)	Varição (%) (C)/(E)
A) Autos	1.824	1.782	13.285	1.826	15.900	2,36	-0,11	-16,45
B) Com. Leves	333	320	2.253	409	3.062	4,06	-18,58	-26,42
A + B	2.157	2.102	15.538	2.235	18.962	2,62	-3,49	-18,06
C) Caminhões	213	230	1.476	287	1.835	-7,39	-25,78	-19,56
D) Ônibus	10	13	89	9	68	-23,08	11,11	30,88
C+D	223	243	1.565	296	1.903	-8,23	-24,66	-17,76
Subtotal	2.380	2.345	17.103	2.531	20.865	1,49	-5,97	-18,03
E) Motos	1.180	834	8.471	1.021	7.828	41,49	15,57	8,21
F) Impl. Rod.	250	256	1.503	143	1.132	-2,34	74,83	32,77
Outros	253	222	1.825	236	2.028	13,96	7,20	-10,01
TOTAL	4.063	3.657	28.902	3.931	31.853	11,10	3,36	-9,26

AUTOS + COMERCIAIS LEVES



CAMINHÕES



MOTOS

