

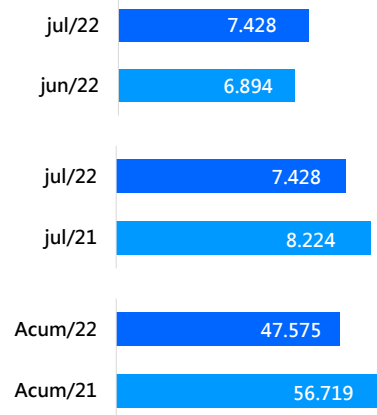
Resumo Mensal
Julho de 2022



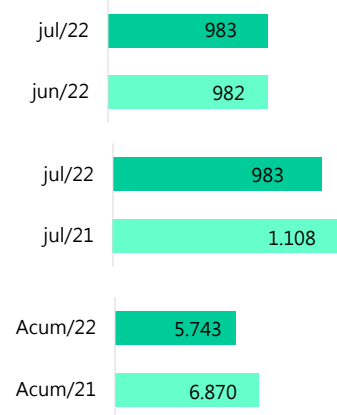
SANTA CATARINA

Segmentos	2022 Jul (A)	2022 Jun (B)	2022 Acumulado (C)	2021 Jul (D)	2021 Acumulado (E)	Varição (%) (A)/(B)	Varição (%) (A)/(D)	Varição (%) (C)/(E)
A) Autos	6.077	5.634	39.639	6.520	46.792	7,86 ▲	-6,79 ▼	-15,29 ▼
B) Com. Leves	1.351	1.260	7.936	1.704	9.927	7,22 ▲	-20,72 ▼	-20,06 ▼
A + B	7.428	6.894	47.575	8.224	56.719	7,75 ▲	-9,68 ▼	-16,12 ▼
C) Caminhões	983	982	5.743	1.108	6.870	0,10 ▲	-11,28 ▼	-16,40 ▼
D) Ônibus	64	76	582	50	361	-15,79 ▼	28,00 ▲	61,22 ▲
C+D	1.047	1.058	6.325	1.158	7.231	-1,04 ▼	-9,59 ▼	-12,53 ▼
Subtotal	8.475	7.952	53.900	9.382	63.950	6,58 ▲	-9,67 ▼	-15,72 ▼
E) Motos	3.229	3.830	24.575	3.969	21.455	-15,69 ▼	-18,64 ▼	14,54 ▲
F) Impl. Rod.	886	774	5.242	1.010	5.947	14,47 ▲	-12,28 ▼	-11,85 ▼
Outros	923	973	6.436	1.099	7.326	-5,14 ▼	-16,01 ▼	-12,15 ▼
TOTAL	13.513	13.529	90.153	15.460	98.678	-0,12 ▼	-12,59 ▼	-8,64 ▼

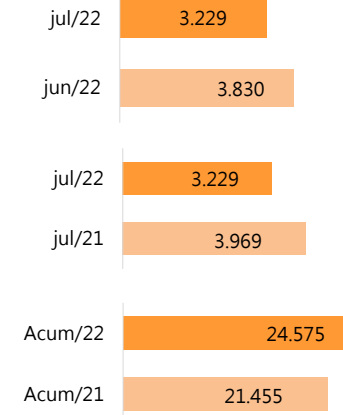
AUTOS + COMERCIAIS LEVES



CAMINHÕES



MOTOS



Resumo Mensal

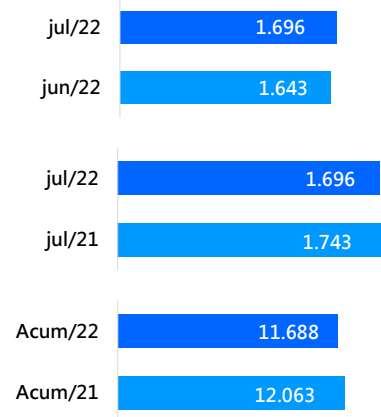
Julho de 2022



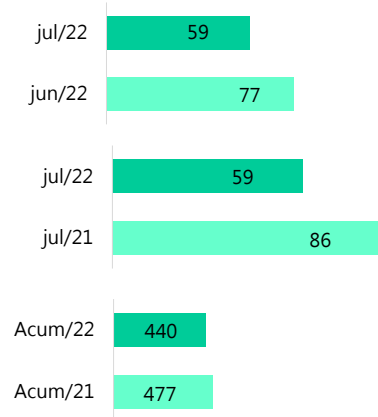
GRANDE FLORIANÓPOLIS

Segmentos	2022 Jul (A)	2022 Jun (B)	2022 Acumulado (C)	2021 Jul (D)	2021 Acumulado (E)	Varição (%) (A)/(B)	Varição (%) (A)/(D)	Varição (%) (C)/(E)
A) Autos	1.471	1.387	10.013	1.477	10.649	6,06	-0,41	-5,97
B) Com. Leves	225	256	1.675	266	1.414	-12,11	-15,41	18,46
A + B	1.696	1.643	11.688	1.743	12.063	3,23	-2,70	-3,11
C) Caminhões	59	77	440	86	477	-23,38	-31,40	-7,76
D) Ônibus	16	46	269	3	62	-65,22	433,33	333,87
C+D	75	123	709	89	539	-39,02	-15,73	31,54
Subtotal	1.771	1.766	12.397	1.832	12.602	0,28	-3,33	-1,63
E) Motos	825	1.002	6.517	1.018	5.315	-17,66	-18,96	22,62
F) Impl. Rod.	44	29	250	135	424	51,72	-67,41	-41,04
Outros	132	163	969	170	1.146	-19,02	-22,35	-15,45
TOTAL	2.772	2.960	20.133	3.155	19.487	-6,35	-12,14	3,32

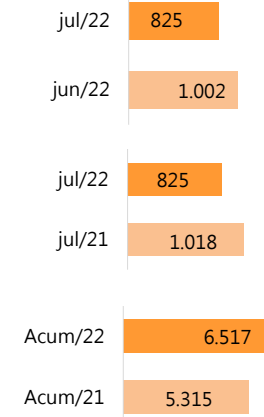
AUTOS + COMERCIAIS LEVES



CAMINHÕES



MOTOS



Resumo Mensal

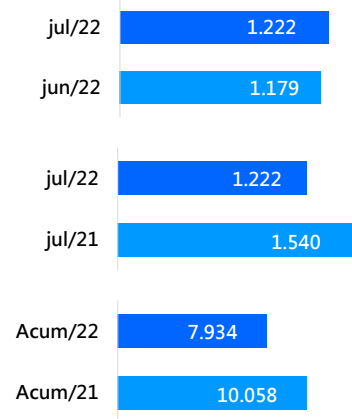
Julho de 2022



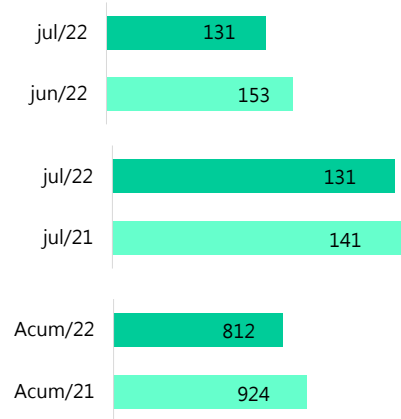
NORTE

Segmentos	2022 Jul (A)	2022 Jun (B)	2022 Acumulado (C)	2021 Jul (D)	2021 Acumulado (E)	Varição (%) (A)/(B)	Varição (%) (A)/(D)	Varição (%) (C)/(E)
A) Autos	1.009	971	6.698	1.260	8.426	3,91	-19,92	-20,51
B) Com. Leves	213	208	1.236	280	1.632	2,40	-23,93	-24,26
A + B	1.222	1.179	7.934	1.540	10.058	3,65	-20,65	-21,12
C) Caminhões	131	153	812	141	924	-14,38	-7,09	-12,12
D) Ônibus	9	6	81	11	52	50,00	-18,18	55,77
C+D	140	159	893	152	976	-11,95	-7,89	-8,50
Subtotal	1.362	1.338	8.827	1.692	11.034	1,79	-19,50	-20,00
E) Motos	576	644	4.072	657	3.777	-10,56	-12,33	7,81
F) Impl. Rod.	107	79	876	148	990	35,44	-27,70	-11,52
Outros	217	198	1.421	239	1.511	9,60	-9,21	-5,96
TOTAL	2.262	2.259	15.196	2.736	17.312	0,13	-17,32	-12,22

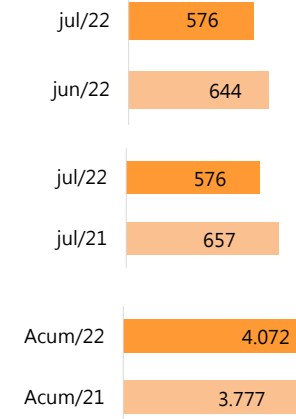
AUTOS + COMERCIAIS LEVES



CAMINHÕES



MOTOS



Resumo Mensal

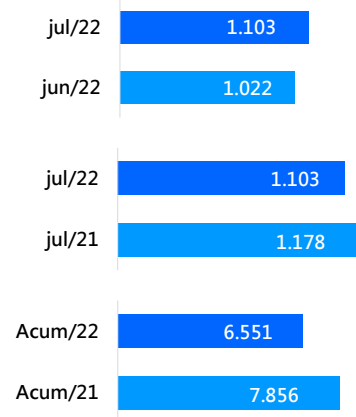
Julho de 2022



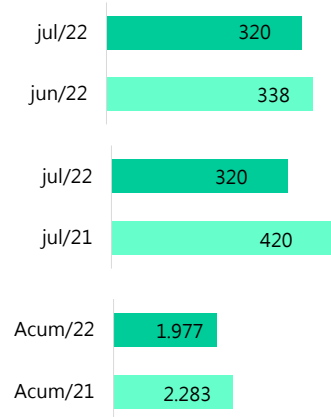
OESTE

Segmentos	2022 Jul (A)	2022 Jun (B)	2022 Acumulado (C)	2021 Jul (D)	2021 Acumulado (E)	Varição (%) (A)/(B)	Varição (%) (A)/(D)	Varição (%) (C)/(E)
A) Autos	809	754	4.984	835	5.829	7,29	-3,11	-14,50
B) Com. Leves	294	268	1.567	343	2.027	9,70	-14,29	-22,69
A + B	1.103	1.022	6.551	1.178	7.856	7,93	-6,37	-16,61
C) Caminhões	320	338	1.977	420	2.283	-5,33	-23,81	-13,40
D) Ônibus	15	5	78	20	129	200,00	-25,00	-39,53
C+D	335	343	2.055	440	2.412	-2,33	-23,86	-14,80
Subtotal	1.438	1.365	8.606	1.618	10.268	5,35	-11,12	-16,19
E) Motos	514	520	3.496	544	2.917	-1,15	-5,51	19,85
F) Impl. Rod.	295	250	1.637	266	1.653	18,00	10,90	-0,97
Outros	159	151	1.064	189	1.218	5,30	-15,87	-12,64
TOTAL	2.406	2.286	14.803	2.617	16.056	5,25	-8,06	-7,80

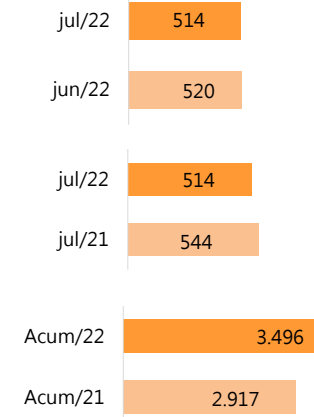
AUTOS + COMERCIAIS LEVES



CAMINHÕES



MOTOS



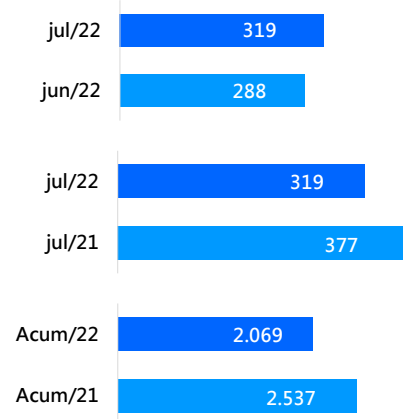
Resumo Mensal
Julho de 2022



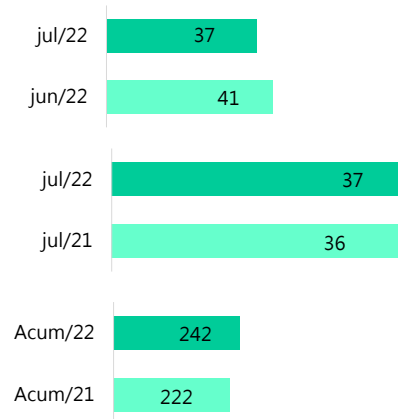
PLANALTO SERRANO

Segmentos	2022 Jul (A)	2022 Jun (B)	2022 Acumulado (C)	2021 Jul (D)	2021 Acumulado (E)	Varição (%) (A)/(B)	Varição (%) (A)/(D)	Varição (%) (C)/(E)
A) Autos	226	206	1.533	251	1.761	9,71	-9,96	-12,95
B) Com. Leves	93	82	536	126	776	13,41	-26,19	-30,93
A + B	319	288	2.069	377	2.537	10,76	-15,38	-18,45
C) Caminhões	37	41	242	36	222	-9,76	2,78	9,01
D) Ônibus	8	-	39	3	25	-	166,67	56,00
C+D	45	41	281	39	247	9,76	15,38	13,77
Subtotal	364	329	2.350	416	2.784	10,64	-12,50	-15,59
E) Motos	110	108	678	87	488	1,85	26,44	38,93
F) Impl. Rod.	19	21	157	21	123	-9,52	-9,52	27,64
Outros	44	54	294	42	307	-18,52	4,76	-4,23
TOTAL	537	512	3.479	566	3.702	4,88	-5,12	-6,02

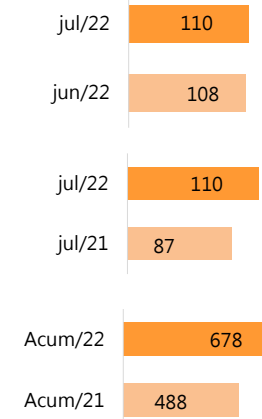
AUTOS + COMERCIAIS LEVES



CAMINHÕES



MOTOS



Resumo Mensal

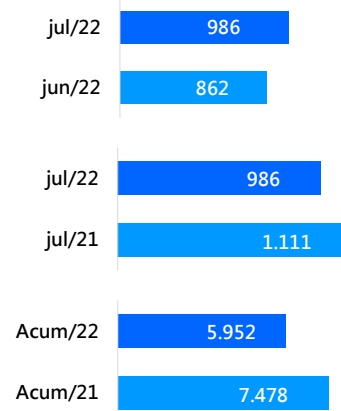
Julho de 2022



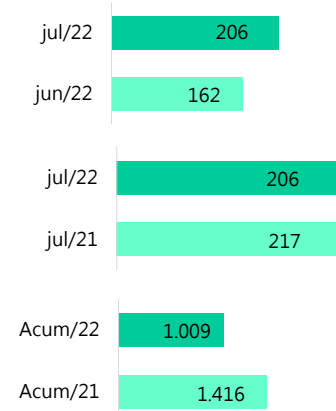
SUL

Segmentos	2022 Jul (A)	2022 Jun (B)	2022 Acumulado (C)	2021 Jul (D)	2021 Acumulado (E)	Varição (%) (A)/(B)	Varição (%) (A)/(D)	Varição (%) (C)/(E)
A) Autos	780	713	4.950	883	6.053	9,40	-11,66	-18,22
B) Com. Leves	206	149	1.002	228	1.425	38,26	-9,65	-29,68
A + B	986	862	5.952	1.111	7.478	14,39	-11,25	-20,41
C) Caminhões	206	162	1.009	217	1.416	27,16	-5,07	-28,74
D) Ônibus	3	9	36	2	34	-66,67	50,00	5,88
C+D	209	171	1.045	219	1.450	22,22	-4,57	-27,93
Subtotal	1.195	1.033	6.997	1.330	8.928	15,68	-10,15	-21,63
E) Motos	370	370	2.521	400	2.151	0,00	-7,50	17,20
F) Impl. Rod.	165	152	1.069	344	1.768	8,55	-52,03	-39,54
Outros	149	163	1.116	172	1.352	-8,59	-13,37	-17,46
TOTAL	1.879	1.718	11.703	2.246	14.199	9,37	-16,34	-17,58

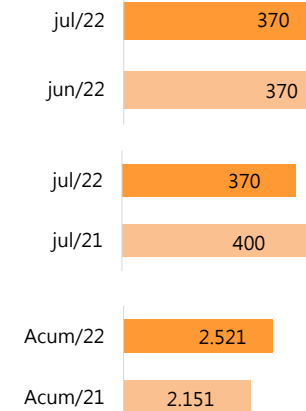
AUTOS + COMERCIAIS LEVES



CAMINHÕES



MOTOS



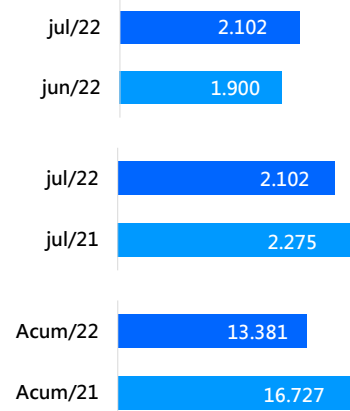
Resumo Mensal
Julho de 2022



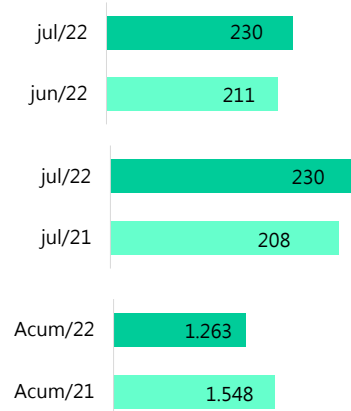
VALE DO ITAJAÍ

Segmentos	2022 Jul (A)	2022 Jun (B)	2022 Acumulado (C)	2021 Jul (D)	2021 Acumulado (E)	Varição (%) (A)/(B)	Varição (%) (A)/(D)	Varição (%) (C)/(E)
A) Autos	1.782	1.603	11.461	1.814	14.074	11,17	-1,76	-18,57
B) Com. Leves	320	297	1.920	461	2.653	7,74	-30,59	-27,63
A + B	2.102	1.900	13.381	2.275	16.727	10,63	-7,60	-20,00
C) Caminhões	230	211	1.263	208	1.548	9,00	10,58	-18,41
D) Ônibus	13	10	79	11	59	30,00	18,18	33,90
C+D	243	221	1.342	219	1.607	9,95	10,96	-16,49
Subtotal	2.345	2.121	14.723	2.494	18.334	10,56	-5,97	-19,70
E) Motos	834	1.186	7.291	1.263	6.807	-29,68	-33,97	7,11
F) Impl. Rod.	256	243	1.253	96	989	5,35	166,67	26,69
Outros	222	244	1.572	287	1.792	-9,02	-22,65	-12,28
TOTAL	3.657	3.794	24.839	4.140	27.922	-3,61	-11,67	-11,04

AUTOS + COMERCIAIS LEVES



CAMINHÕES



MOTOS

