

Resumo Mensal

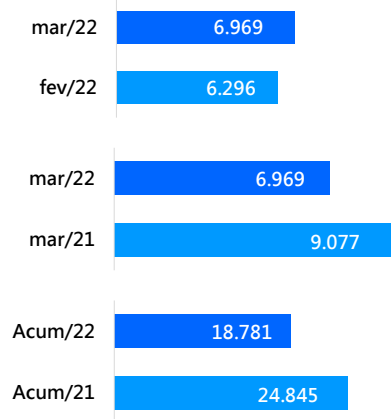
Março de 2022



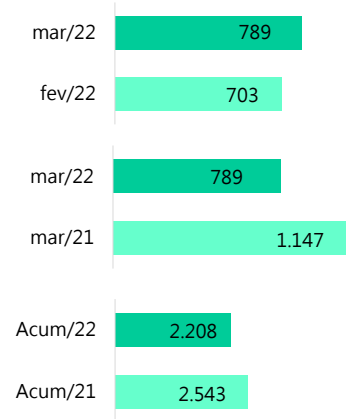
SANTA CATARINA

| Segmentos | 2022 Mar (A) | 2022 Fev (B) | 2022 Acumulado (C) | 2021 Mar (D) | 2021 Acumulado (E) | Varição (%) (A)/(B) | Varição (%) (A)/(D) | Varição (%) (C)/(E) |
|-----------------|--------------------|--------------------|--------------------------|--------------------|--------------------------|---------------------------|---------------------------|---------------------------|
| A) Autos | 6.001 | 5.301 | 15.928 | 7.577 | 20.889 | 13,21 ▲ | -20,80 ▼ | -23,75 ▼ |
| B) Com. Leves | 968 | 995 | 2.853 | 1.500 | 3.956 | -2,71 ▼ | -35,47 ▼ | -27,88 ▼ |
| A + B | 6.969 | 6.296 | 18.781 | 9.077 | 24.845 | 10,69 ▲ | -23,22 ▼ | -24,41 ▼ |
| C) Caminhões | 789 | 703 | 2.208 | 1.147 | 2.543 | 12,23 ▲ | -31,21 ▼ | -13,17 ▼ |
| D) Ônibus | 127 | 52 | 315 | 45 | 152 | 144,23 ▲ | 182,22 ▲ | 107,24 ▲ |
| C+D | 916 | 755 | 2.523 | 1.192 | 2.695 | 21,32 ▲ | -23,15 ▼ | -6,38 ▼ |
| Subtotal | 7.885 | 7.051 | 21.304 | 10.269 | 27.540 | 11,83 ▲ | -23,22 ▼ | -22,64 ▼ |
| E) Motos | 4.099 | 2.599 | 9.465 | 2.924 | 7.079 | 57,71 ▲ | 40,18 ▲ | 33,71 ▲ |
| F) Impl. Rod. | 722 | 774 | 2.203 | 933 | 2.288 | -6,72 ▼ | -22,62 ▼ | -3,72 ▼ |
| Outros | 993 | 879 | 2.663 | 1.083 | 2.968 | 12,97 ▲ | -8,31 ▼ | -10,28 ▼ |
| TOTAL | 13.699 | 11.303 | 35.635 | 15.209 | 39.875 | 21,20 ▲ | -9,93 ▼ | -10,63 ▼ |

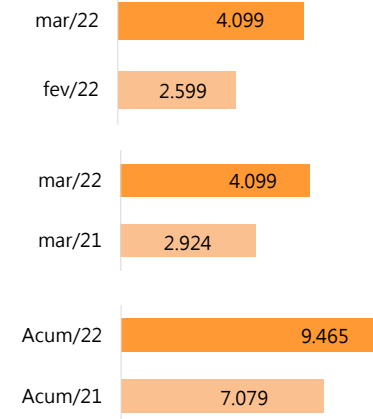
AUTOS + COMERCIAIS LEVES



CAMINHÕES



MOTOS



Resumo Mensal

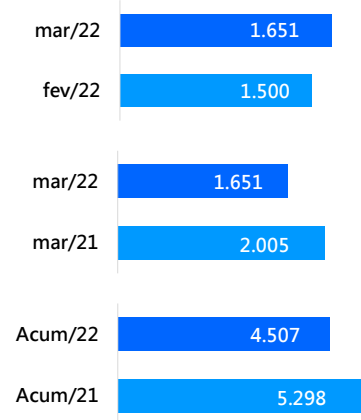
Março de 2022



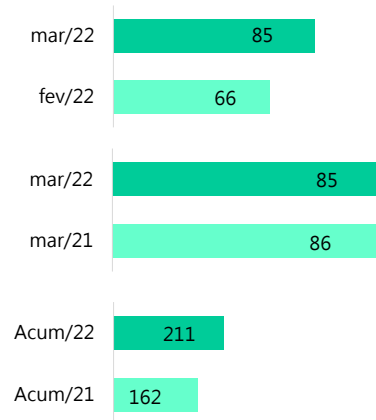
GRANDE FLORIANÓPOLIS

| Segmentos | 2022 Mar (A) | 2022 Fev (B) | 2022 Acumulado (C) | 2021 Mar (D) | 2021 Acumulado (E) | Varição (%) (A)/(B) | Varição (%) (A)/(D) | Varição (%) (C)/(E) |
|-----------------|--------------------|--------------------|--------------------------|--------------------|--------------------------|---------------------------|---------------------------|---------------------------|
| A) Autos | 1.486 | 1.319 | 4.011 | 1.816 | 4.786 | 12,66 | -18,17 | -16,19 |
| B) Com. Leves | 165 | 181 | 496 | 189 | 512 | -8,84 | -12,70 | -3,13 |
| A + B | 1.651 | 1.500 | 4.507 | 2.005 | 5.298 | 10,07 | -17,66 | -14,93 |
| C) Caminhões | 85 | 66 | 211 | 86 | 162 | 28,79 | -1,16 | 30,25 |
| D) Ônibus | 54 | 5 | 146 | 2 | 45 | 980,00 | 2600,00 | 224,44 |
| C+D | 139 | 71 | 357 | 88 | 207 | 95,77 | 57,95 | 72,46 |
| Subtotal | 1.790 | 1.571 | 4.864 | 2.093 | 5.505 | 13,94 | -14,48 | -11,64 |
| E) Motos | 1.097 | 777 | 2.577 | 719 | 1.796 | 41,18 | 52,57 | 43,49 |
| F) Impl. Rod. | 41 | 46 | 127 | 48 | 160 | -10,87 | -14,58 | -20,63 |
| Outros | 145 | 129 | 405 | 180 | 491 | 12,40 | -19,44 | -17,52 |
| TOTAL | 3.073 | 2.523 | 7.973 | 3.040 | 7.952 | 21,80 | 1,09 | 0,26 |

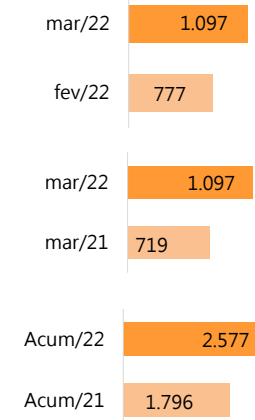
AUTOS + COMERCIAIS LEVES



CAMINHÕES



MOTOS



Resumo Mensal

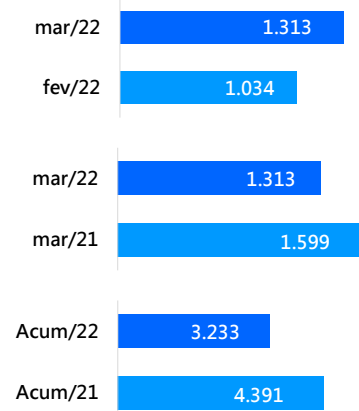
Março de 2022



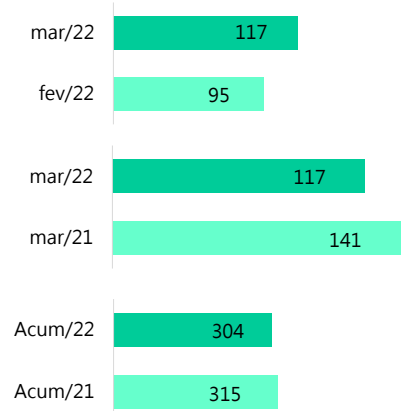
NORTE

| Segmentos | 2022 Mar (A) | 2022 Fev (B) | 2022 Acumulado (C) | 2021 Mar (D) | 2021 Acumulado (E) | Varição (%) (A)/(B) | Varição (%) (A)/(D) | Varição (%) (C)/(E) |
|-----------------|--------------------|--------------------|--------------------------|--------------------|--------------------------|---------------------------|---------------------------|---------------------------|
| A) Autos | 1.138 | 883 | 2.772 | 1.344 | 3.717 | 28,88 | -15,33 | -25,42 |
| B) Com. Leves | 175 | 151 | 461 | 255 | 674 | 15,89 | -31,37 | -31,60 |
| A + B | 1.313 | 1.034 | 3.233 | 1.599 | 4.391 | 26,98 | -17,89 | -26,37 |
| C) Caminhões | 117 | 95 | 304 | 141 | 315 | 23,16 | -17,02 | -3,49 |
| D) Ônibus | 26 | 12 | 41 | 3 | 9 | 116,67 | 766,67 | 355,56 |
| C+D | 143 | 107 | 345 | 144 | 324 | 33,64 | -0,69 | 6,48 |
| Subtotal | 1.456 | 1.141 | 3.578 | 1.743 | 4.715 | 27,61 | -16,47 | -24,11 |
| E) Motos | 674 | 421 | 1.545 | 515 | 1.404 | 60,10 | 30,87 | 10,04 |
| F) Impl. Rod. | 130 | 164 | 485 | 120 | 352 | -20,73 | 8,33 | 37,78 |
| Outros | 215 | 196 | 585 | 228 | 605 | 9,69 | -5,70 | -3,31 |
| TOTAL | 2.475 | 1.922 | 6.193 | 2.606 | 7.076 | 28,77 | -5,03 | -12,48 |

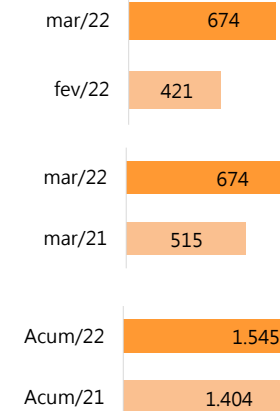
AUTOS + COMERCIAIS LEVES



CAMINHÕES



MOTOS



Resumo Mensal

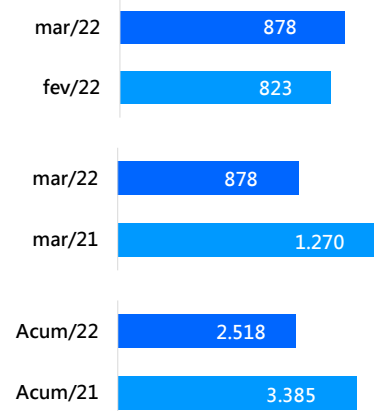
Março de 2022



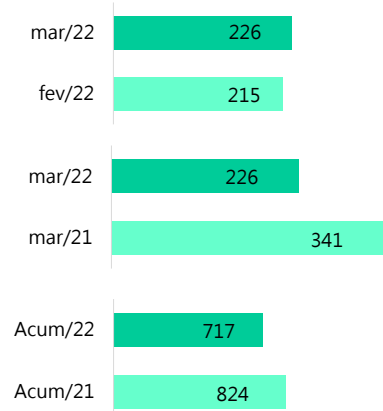
OESTE

| Segmentos | 2022 Mar (A) | 2022 Fev (B) | 2022 Acumulado (C) | 2021 Mar (D) | 2021 Acumulado (E) | Varição (%) (A)/(B) | Varição (%) (A)/(D) | Varição (%) (C)/(E) |
|-----------------|--------------------|--------------------|--------------------------|--------------------|--------------------------|---------------------------|---------------------------|---------------------------|
| A) Autos | 715 | 607 | 1.944 | 948 | 2.581 | 17,79 | -24,58 | -24,68 |
| B) Com. Leves | 163 | 216 | 574 | 322 | 804 | -24,54 | -49,38 | -28,61 |
| A + B | 878 | 823 | 2.518 | 1.270 | 3.385 | 6,68 | -30,87 | -25,61 |
| C) Caminhões | 226 | 215 | 717 | 341 | 824 | 5,12 | -33,72 | -12,99 |
| D) Ônibus | 13 | 10 | 38 | 17 | 45 | 30,00 | -23,53 | -15,56 |
| C+D | 239 | 225 | 755 | 358 | 869 | 6,22 | -33,24 | -13,12 |
| Subtotal | 1.117 | 1.048 | 3.273 | 1.628 | 4.254 | 6,58 | -31,39 | -23,06 |
| E) Motos | 520 | 381 | 1.338 | 381 | 944 | 36,48 | 36,48 | 41,74 |
| F) Impl. Rod. | 227 | 222 | 618 | 277 | 639 | 2,25 | -18,05 | -3,29 |
| Outros | 162 | 140 | 431 | 173 | 471 | 15,71 | -6,36 | -8,49 |
| TOTAL | 2.026 | 1.791 | 5.660 | 2.459 | 6.308 | 13,12 | -17,61 | -10,27 |

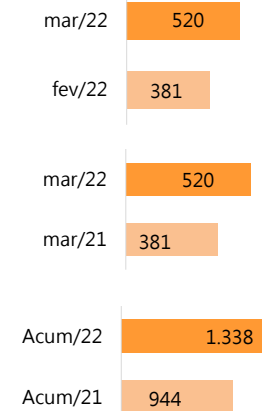
AUTOS + COMERCIAIS LEVES



CAMINHÕES



MOTOS



Resumo Mensal

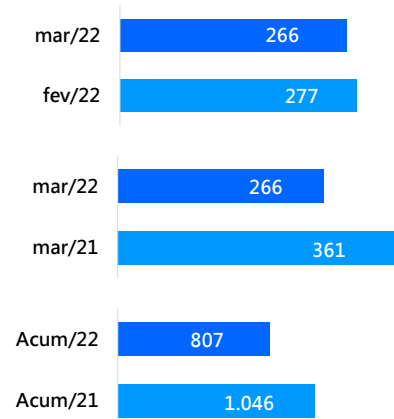
Março de 2022



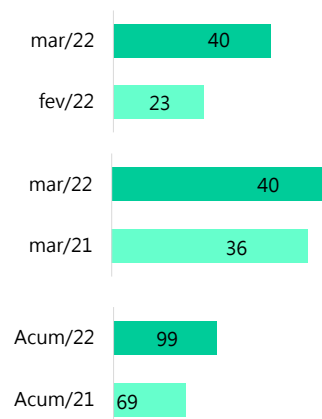
PLANALTO SERRANO

| Segmentos | 2022 Mar (A) | 2022 Fev (B) | 2022 Acumulado (C) | 2021 Mar (D) | 2021 Acumulado (E) | Varição (%) (A)/(B) | Varição (%) (A)/(D) | Varição (%) (C)/(E) |
|-----------------|--------------------|--------------------|--------------------------|--------------------|--------------------------|---------------------------|---------------------------|---------------------------|
| A) Autos | 213 | 213 | 600 | 264 | 767 | 0,00 | -19,32 | -21,77 |
| B) Com. Leves | 53 | 64 | 207 | 97 | 279 | -17,19 | -45,36 | -25,81 |
| A + B | 266 | 277 | 807 | 361 | 1.046 | -3,97 | -26,32 | -22,85 |
| C) Caminhões | 40 | 23 | 99 | 36 | 69 | 73,91 | 11,11 | 43,48 |
| D) Ônibus | 15 | 4 | 27 | 3 | 10 | 275,00 | 400,00 | 170,00 |
| C+D | 55 | 27 | 126 | 39 | 79 | 103,70 | 41,03 | 59,49 |
| Subtotal | 321 | 304 | 933 | 400 | 1.125 | 5,59 | -19,75 | -17,07 |
| E) Motos | 117 | 56 | 265 | 71 | 165 | 108,93 | 64,79 | 60,61 |
| F) Impl. Rod. | 27 | 25 | 80 | 7 | 37 | 8,00 | 285,71 | 116,22 |
| Outros | 40 | 42 | 117 | 33 | 118 | -4,76 | 21,21 | -0,85 |
| TOTAL | 505 | 427 | 1.395 | 511 | 1.445 | 18,27 | -1,17 | -3,46 |

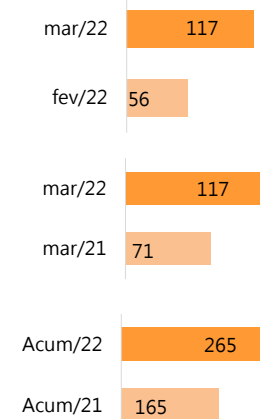
AUTOS + COMERCIAIS LEVES



CAMINHÕES



MOTOS



Resumo Mensal

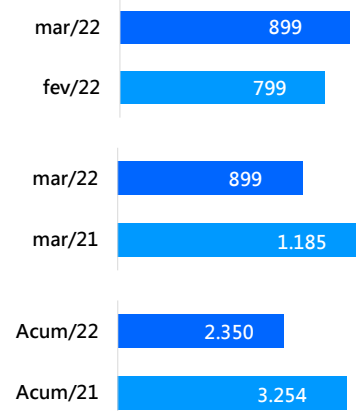
Março de 2022



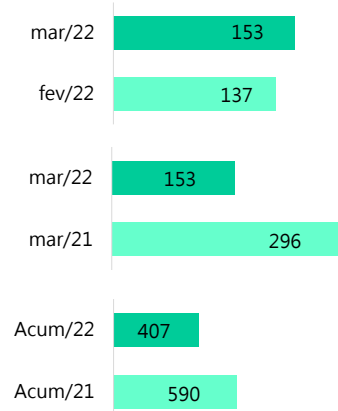
SUL

| Segmentos | 2022 Mar (A) | 2022 Fev (B) | 2022 Acumulado (C) | 2021 Mar (D) | 2021 Acumulado (E) | Varição (%) (A)/(B) | Varição (%) (A)/(D) | Varição (%) (C)/(E) |
|-----------------|--------------------|--------------------|--------------------------|--------------------|--------------------------|---------------------------|---------------------------|---------------------------|
| A) Autos | 760 | 683 | 1.990 | 946 | 2.634 | 11,27 | -19,66 | -24,45 |
| B) Com. Leves | 139 | 116 | 360 | 239 | 620 | 19,83 | -41,84 | -41,94 |
| A + B | 899 | 799 | 2.350 | 1.185 | 3.254 | 12,52 | -24,14 | -27,78 |
| C) Caminhões | 153 | 137 | 407 | 296 | 590 | 11,68 | -48,31 | -31,02 |
| D) Ônibus | 2 | 12 | 16 | 10 | 20 | -83,33 | -80,00 | -20,00 |
| C+D | 155 | 149 | 423 | 306 | 610 | 4,03 | -49,35 | -30,66 |
| Subtotal | 1.054 | 948 | 2.773 | 1.491 | 3.864 | 11,18 | -29,31 | -28,23 |
| E) Motos | 402 | 241 | 915 | 290 | 698 | 66,80 | 38,62 | 31,09 |
| F) Impl. Rod. | 156 | 140 | 421 | 257 | 664 | 11,43 | -39,30 | -36,60 |
| Outros | 184 | 155 | 487 | 210 | 597 | 18,71 | -12,38 | -18,43 |
| TOTAL | 1.796 | 1.484 | 4.596 | 2.248 | 5.823 | 21,02 | -20,11 | -21,07 |

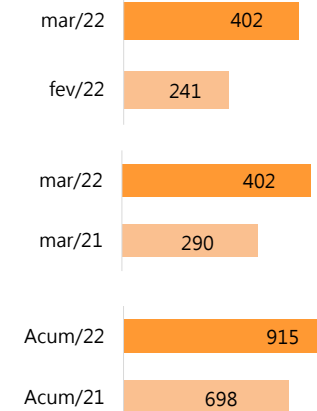
AUTOS + COMERCIAIS LEVES



CAMINHÕES



MOTOS



Resumo Mensal

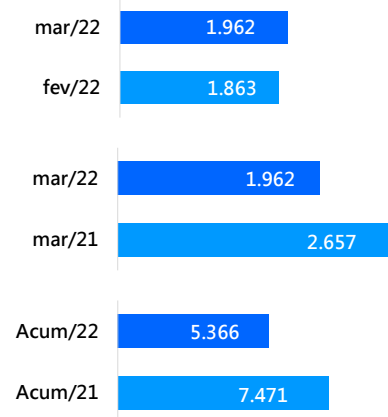
Março de 2022



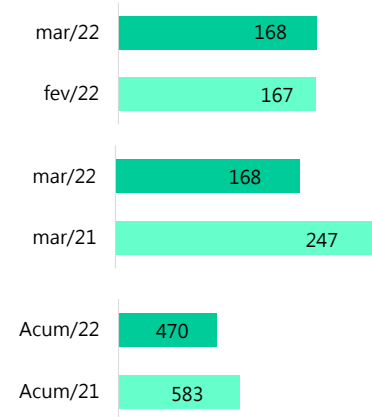
VALE DO ITAJAÍ

| Segmentos | 2022 Mar (A) | 2022 Fev (B) | 2022 Acumulado (C) | 2021 Mar (D) | 2021 Acumulado (E) | Varição (%) (A)/(B) | Varição (%) (A)/(D) | Varição (%) (C)/(E) |
|-----------------|--------------------|--------------------|--------------------------|--------------------|--------------------------|---------------------------|---------------------------|---------------------------|
| A) Autos | 1.689 | 1.596 | 4.611 | 2.259 | 6.404 | 5,83 | -25,23 | -28,00 |
| B) Com. Leves | 273 | 267 | 755 | 398 | 1.067 | 2,25 | -31,41 | -29,24 |
| A + B | 1.962 | 1.863 | 5.366 | 2.657 | 7.471 | 5,31 | -26,16 | -28,18 |
| C) Caminhões | 168 | 167 | 470 | 247 | 583 | 0,60 | -31,98 | -19,38 |
| D) Ônibus | 17 | 9 | 47 | 10 | 23 | 88,89 | 70,00 | 104,35 |
| C+D | 185 | 176 | 517 | 257 | 606 | 5,11 | -28,02 | -14,69 |
| Subtotal | 2.147 | 2.039 | 5.883 | 2.914 | 8.077 | 5,30 | -26,32 | -27,16 |
| E) Motos | 1.289 | 723 | 2.825 | 948 | 2.072 | 78,28 | 35,97 | 36,34 |
| F) Impl. Rod. | 141 | 177 | 472 | 224 | 436 | -20,34 | -37,05 | 8,26 |
| Outros | 247 | 217 | 638 | 259 | 686 | 13,82 | -4,63 | -7,00 |
| TOTAL | 3.824 | 3.156 | 9.818 | 4.345 | 11.271 | 21,17 | -11,99 | -12,89 |

AUTOS + COMERCIAIS LEVES



CAMINHÕES



MOTOS

