

Resumo Mensal

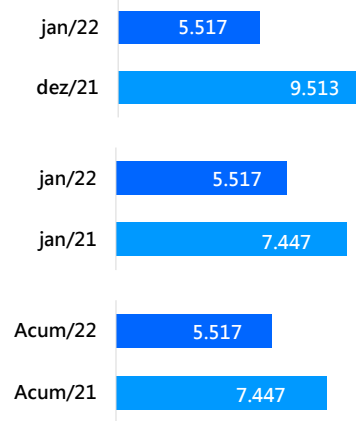
Janeiro de 2022



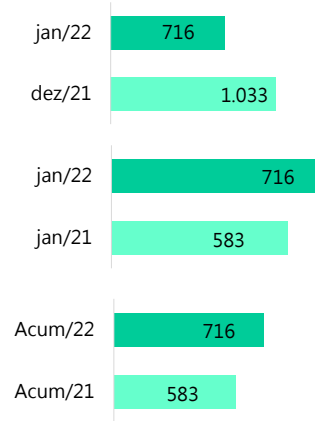
SANTA CATARINA

| Segmentos | 2022 Jan (A) | 2021 Dez (B) | 2022 Acumulado (C) | 2021 Jan (D) | 2021 Acumulado (E) | Varição (%) (A)/(B) | Varição (%) (A)/(D) | Varição (%) (C)/(E) |
|-----------------|--------------------|--------------------|--------------------------|--------------------|--------------------------|---------------------------|---------------------------|---------------------------|
| A) Autos | 4.626 | 7.922 | 4.626 | 6.265 | 6.265 | -41,61 ▼ | -26,16 ▼ | -26,16 ▼ |
| B) Com. Leves | 891 | 1.591 | 891 | 1.182 | 1.182 | -44,00 ▼ | -24,62 ▼ | -24,62 ▼ |
| A + B | 5.517 | 9.513 | 5.517 | 7.447 | 7.447 | -42,01 ▼ | -25,92 ▼ | -25,92 ▼ |
| C) Caminhões | 716 | 1.033 | 716 | 583 | 583 | -30,69 ▼ | 22,81 ▲ | 22,81 ▲ |
| D) Ônibus | 136 | 119 | 136 | 42 | 42 | 14,29 ▲ | 223,81 ▲ | 223,81 ▲ |
| C+D | 852 | 1.152 | 852 | 625 | 625 | -26,04 ▼ | 36,32 ▲ | 36,32 ▲ |
| Subtotal | 6.369 | 10.665 | 6.369 | 8.072 | 8.072 | -40,28 ▼ | -21,10 ▼ | -21,10 ▼ |
| E) Motos | 2.767 | 3.906 | 2.767 | 2.500 | 2.500 | -29,16 ▼ | 10,68 ▲ | 10,68 ▲ |
| F) Impl. Rod. | 707 | 1.064 | 707 | 700 | 700 | -33,55 ▼ | 1,00 ▲ | 1,00 ▲ |
| Outros | 791 | 1.088 | 791 | 902 | 902 | -27,30 ▼ | -12,31 ▼ | -12,31 ▼ |
| TOTAL | 10.634 | 16.723 | 10.634 | 12.174 | 12.174 | -36,41 ▼ | -12,65 ▼ | -12,65 ▼ |

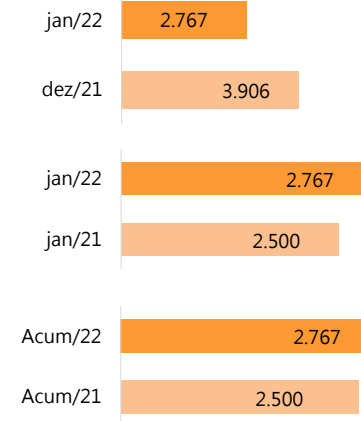
AUTOS + COMERCIAIS LEVES



CAMINHÕES



MOTOS








Resumo Mensal

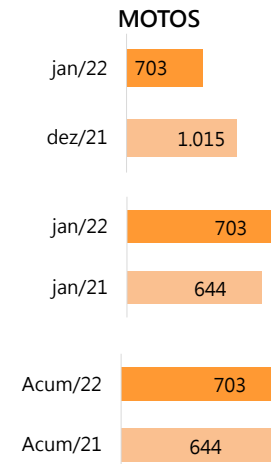
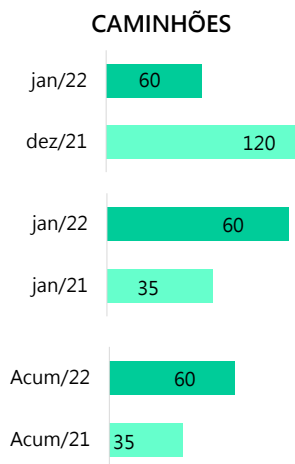
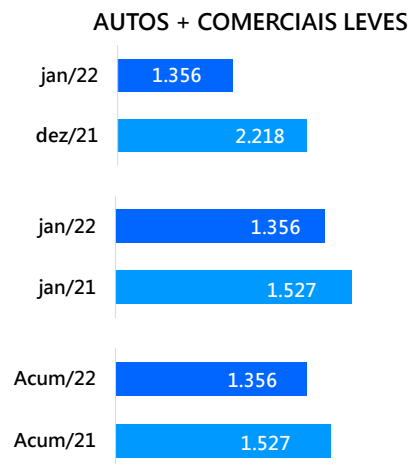
Janeiro de 2022



REGIONAL
FENABREVE
SANTA CATARINA

GRANDE FLORIANÓPOLIS

| Segmentos | 2022 Jan (A) | 2021 Dez (B) | 2022 Acumulado (C) | 2021 Jan (D) | 2021 Acumulado (E) | Varição (%) (A)/(B) | Varição (%) (A)/(D) | Varição (%) (C)/(E) |
|---|--------------------|--------------------|--------------------------|--------------------|--------------------------|---------------------------|---------------------------|---------------------------|
|  A) Autos | 1.206 | 1.964 | 1.206 | 1.358 | 1.358 | -38,59 | -11,19 | -11,19 |
|  B) Com. Leves | 150 | 254 | 150 | 169 | 169 | -40,94 | -11,24 | -11,24 |
| A + B | 1.356 | 2.218 | 1.356 | 1.527 | 1.527 | -38,86 | -11,20 | -11,20 |
|  C) Caminhões | 60 | 120 | 60 | 35 | 35 | -50,00 | 71,43 | 71,43 |
|  D) Ônibus | 87 | 73 | 87 | 11 | 11 | 19,18 | 690,91 | 690,91 |
| C+D | 147 | 193 | 147 | 46 | 46 | -23,83 | 219,57 | 219,57 |
| Subtotal | 1.503 | 2.411 | 1.503 | 1.573 | 1.573 | -37,66 | -4,45 | -4,45 |
|  E) Motos | 703 | 1.015 | 703 | 644 | 644 | -30,74 | 9,16 | 9,16 |
|  F) Impl. Rod. | 40 | 88 | 40 | 65 | 65 | -54,55 | -38,46 | -38,46 |
| Outros | 131 | 175 | 131 | 162 | 162 | -25,14 | -19,14 | -19,14 |
| TOTAL | 2.377 | 3.689 | 2.377 | 2.444 | 2.444 | -35,57 | -2,74 | -2,74 |




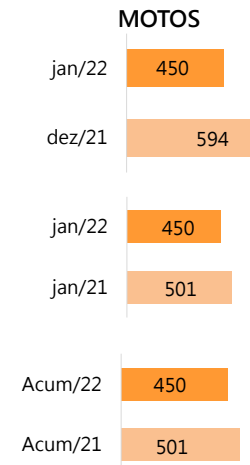
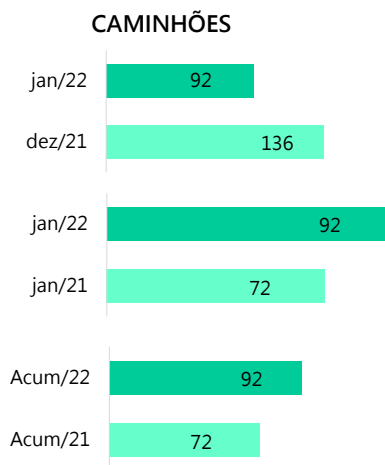
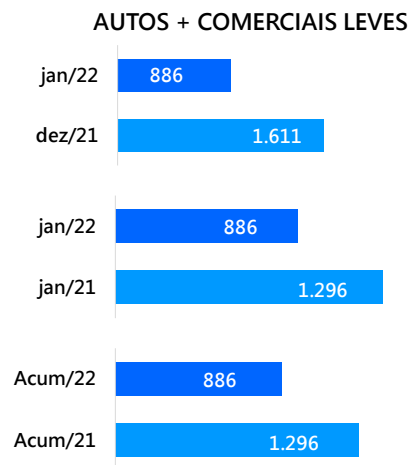
Resumo Mensal

Janeiro de 2022



NORTE

| Segmentos | 2022 Jan (A) | 2021 Dez (B) | 2022 Acumulado (C) | 2021 Jan (D) | 2021 Acumulado (E) | Varição (%) (A)/(B) | Varição (%) (A)/(D) | Varição (%) (C)/(E) |
|---|--------------------|--------------------|--------------------------|--------------------|--------------------------|---------------------------|---------------------------|---------------------------|
|  A) Autos | 751 | 1.324 | 751 | 1.101 | 1.101 | -43,28 | -31,79 | -31,79 |
|  B) Com. Leves | 135 | 287 | 135 | 195 | 195 | -52,96 | -30,77 | -30,77 |
| A + B | 886 | 1.611 | 886 | 1.296 | 1.296 | -45,00 | -31,64 | -31,64 |
|  C) Caminhões | 92 | 136 | 92 | 72 | 72 | -32,35 | 27,78 | 27,78 |
|  D) Ônibus | 3 | 3 | 3 | 4 | 4 | 0,00 | -25,00 | -25,00 |
| C+D | 95 | 139 | 95 | 76 | 76 | -31,65 | 25,00 | 25,00 |
| Subtotal | 981 | 1.750 | 981 | 1.372 | 1.372 | -43,94 | -28,50 | -28,50 |
|  E) Motos | 450 | 594 | 450 | 501 | 501 | -24,24 | -10,18 | -10,18 |
|  F) Impl. Rod. | 191 | 239 | 191 | 130 | 130 | -20,08 | 46,92 | 46,92 |
| Outros | 174 | 228 | 174 | 173 | 173 | -23,68 | 0,58 | 0,58 |
| TOTAL | 1.796 | 2.811 | 1.796 | 2.176 | 2.176 | -36,11 | -17,46 | -17,46 |









Resumo Mensal

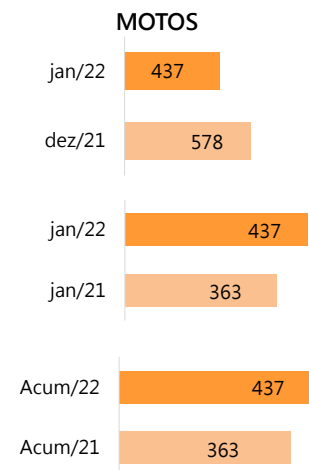
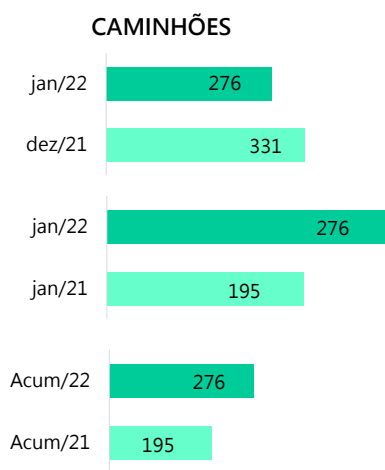
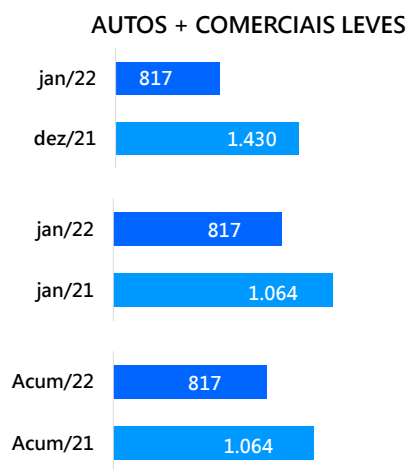
Janeiro de 2022



REGIONAL
FENABREVE
SANTA CATARINA

OESTE

| Segmentos | 2022 Jan (A) | 2021 Dez (B) | 2022 Acumulado (C) | 2021 Jan (D) | 2021 Acumulado (E) | Varição (%) (A)/(B) | Varição (%) (A)/(D) | Varição (%) (C)/(E) |
|---|--------------------|--------------------|--------------------------|--------------------|--------------------------|---------------------------|---------------------------|---------------------------|
|  A) Autos | 622 | 1.079 | 622 | 821 | 821 | -42,35 | -24,24 | -24,24 |
|  B) Com. Leves | 195 | 351 | 195 | 243 | 243 | -44,44 | -19,75 | -19,75 |
| A + B | 817 | 1.430 | 817 | 1.064 | 1.064 | -42,87 | -23,21 | -23,21 |
|  C) Caminhões | 276 | 331 | 276 | 195 | 195 | -16,62 | 41,54 | 41,54 |
|  D) Ônibus | 15 | 15 | 15 | 14 | 14 | 0,00 | 7,14 | 7,14 |
| C+D | 291 | 346 | 291 | 209 | 209 | -15,90 | 39,23 | 39,23 |
| Subtotal | 1.108 | 1.776 | 1.108 | 1.273 | 1.273 | -37,61 | -12,96 | -12,96 |
|  E) Motos | 437 | 578 | 437 | 363 | 363 | -24,39 | 20,39 | 20,39 |
|  F) Impl. Rod. | 169 | 260 | 169 | 191 | 191 | -35,00 | -11,52 | -11,52 |
| Outros | 129 | 169 | 129 | 145 | 145 | -23,67 | -11,03 | -11,03 |
| TOTAL | 1.843 | 2.783 | 1.843 | 1.972 | 1.972 | -33,78 | -6,54 | -6,54 |



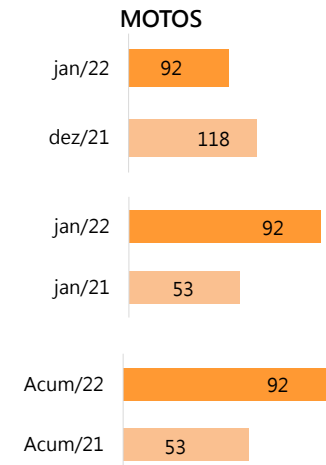
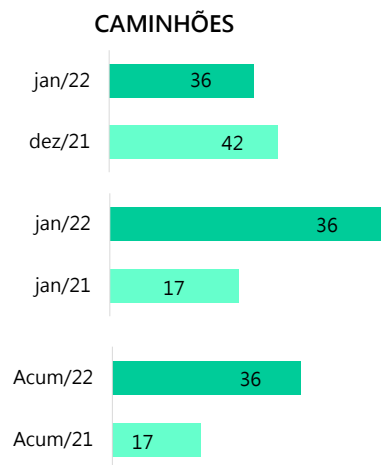
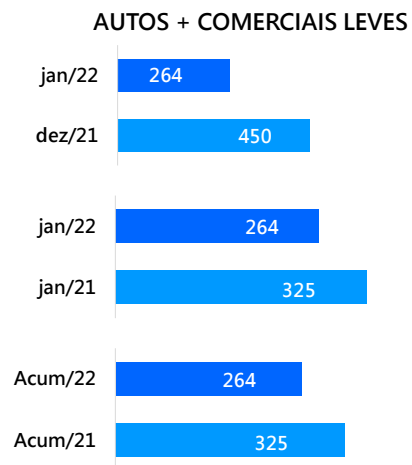
Resumo Mensal

Janeiro de 2022



PLANALTO SERRANO

| Segmentos | 2022 Jan (A) | 2021 Dez (B) | 2022 Acumulado (C) | 2021 Jan (D) | 2021 Acumulado (E) | Varição (%) (A)/(B) | Varição (%) (A)/(D) | Varição (%) (C)/(E) |
|---|--------------------|--------------------|--------------------------|--------------------|--------------------------|---------------------------|---------------------------|---------------------------|
|  A) Autos | 174 | 321 | 174 | 237 | 237 | -45,79 | -26,58 | -26,58 |
|  B) Com. Leves | 90 | 129 | 90 | 88 | 88 | -30,23 | 2,27 | 2,27 |
| A + B | 264 | 450 | 264 | 325 | 325 | -41,33 | -18,77 | -18,77 |
|  C) Caminhões | 36 | 42 | 36 | 17 | 17 | -14,29 | 111,76 | 111,76 |
|  D) Ônibus | 8 | 5 | 8 | 3 | 3 | 60,00 | 166,67 | 166,67 |
| C+D | 44 | 47 | 44 | 20 | 20 | -6,38 | 120,00 | 120,00 |
| Subtotal | 308 | 497 | 308 | 345 | 345 | -38,03 | -10,72 | -10,72 |
|  E) Motos | 92 | 118 | 92 | 53 | 53 | -22,03 | 73,58 | 73,58 |
|  F) Impl. Rod. | 28 | 38 | 28 | 20 | 20 | -26,32 | 40,00 | 40,00 |
| Outros | 35 | 51 | 35 | 46 | 46 | -31,37 | -23,91 | -23,91 |
| TOTAL | 463 | 704 | 463 | 464 | 464 | -34,23 | -0,22 | -0,22 |



Resumo Mensal

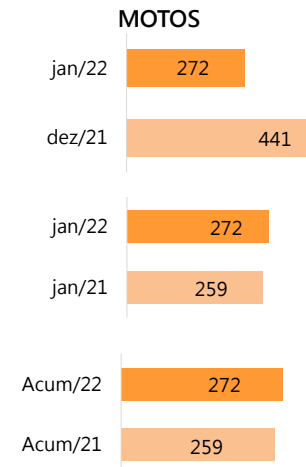
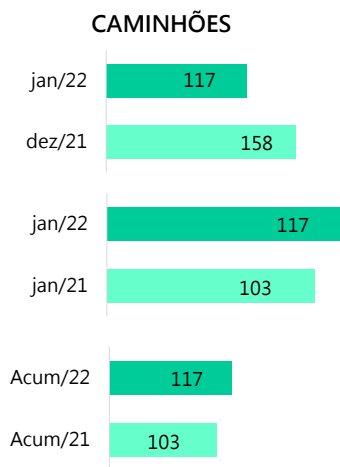
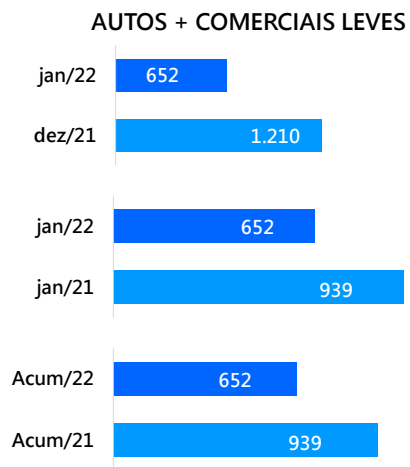
Janeiro de 2022



REGIONAL
FENABREVE
SANTA CATARINA

SUL

| Segmentos | 2022 Jan (A) | 2021 Dez (B) | 2022 Acumulado (C) | 2021 Jan (D) | 2021 Acumulado (E) | Varição (%) (A)/(B) | Varição (%) (A)/(D) | Varição (%) (C)/(E) |
|---|--------------------|--------------------|--------------------------|--------------------|--------------------------|---------------------------|---------------------------|---------------------------|
|  A) Autos | 547 | 1.013 | 547 | 779 | 779 | -46,00 | -29,78 | -29,78 |
|  B) Com. Leves | 105 | 197 | 105 | 160 | 160 | -46,70 | -34,38 | -34,38 |
| A + B | 652 | 1.210 | 652 | 939 | 939 | -46,12 | -30,56 | -30,56 |
|  C) Caminhões | 117 | 158 | 117 | 103 | 103 | -25,95 | 13,59 | 13,59 |
|  D) Ônibus | 2 | 10 | 2 | 5 | 5 | -80,00 | -60,00 | -60,00 |
| C+D | 119 | 168 | 119 | 108 | 108 | -29,17 | 10,19 | 10,19 |
| Subtotal | 771 | 1.378 | 771 | 1.047 | 1.047 | -44,05 | -26,36 | -26,36 |
|  E) Motos | 272 | 441 | 272 | 259 | 259 | -38,32 | 5,02 | 5,02 |
|  F) Impl. Rod. | 125 | 205 | 125 | 169 | 169 | -39,02 | -26,04 | -26,04 |
| Outros | 148 | 179 | 148 | 175 | 175 | -17,32 | -15,43 | -15,43 |
| TOTAL | 1.316 | 2.203 | 1.316 | 1.650 | 1.650 | -40,26 | -20,24 | -20,24 |



Resumo Mensal

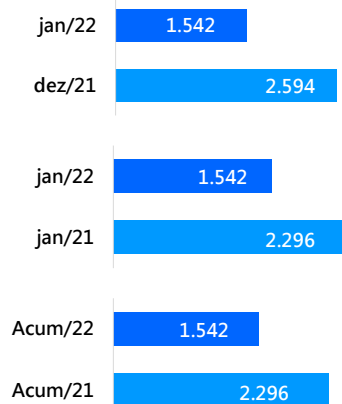
Janeiro de 2022



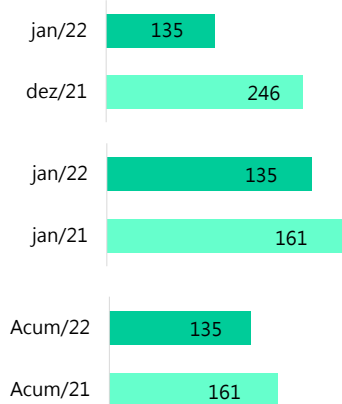
VALE DO ITAJAÍ

| Segmentos | 2022 Jan (A) | 2021 Dez (B) | 2022 Acumulado (C) | 2021 Jan (D) | 2021 Acumulado (E) | Varição (%) (A)/(B) | Varição (%) (A)/(D) | Varição (%) (C)/(E) |
|-----------------|--------------------|--------------------|--------------------------|--------------------|--------------------------|---------------------------|---------------------------|---------------------------|
| A) Autos | 1.326 | 2.221 | 1.326 | 1.969 | 1.969 | -40,30 | -32,66 | -32,66 |
| B) Com. Leves | 216 | 373 | 216 | 327 | 327 | -42,09 | -33,94 | -33,94 |
| A + B | 1.542 | 2.594 | 1.542 | 2.296 | 2.296 | -40,56 | -32,84 | -32,84 |
| C) Caminhões | 135 | 246 | 135 | 161 | 161 | -45,12 | -16,15 | -16,15 |
| D) Ônibus | 21 | 13 | 21 | 5 | 5 | 61,54 | 320,00 | 320,00 |
| C+D | 156 | 259 | 156 | 166 | 166 | -39,77 | -6,02 | -6,02 |
| Subtotal | 1.698 | 2.853 | 1.698 | 2.462 | 2.462 | -40,48 | -31,03 | -31,03 |
| E) Motos | 813 | 1.160 | 813 | 680 | 680 | -29,91 | 19,56 | 19,56 |
| F) Impl. Rod. | 154 | 234 | 154 | 125 | 125 | -34,19 | 23,20 | 23,20 |
| Outros | 174 | 286 | 174 | 201 | 201 | -39,16 | -13,43 | -13,43 |
| TOTAL | 2.839 | 4.533 | 2.839 | 3.468 | 3.468 | -37,37 | -18,14 | -18,14 |

AUTOS + COMERCIAIS LEVES



CAMINHÕES



MOTOS

